

## Cardiff High School Monthly Report

### Overview

#### Notes

This section shows the measured and target energy consumption for each utility.

K2n targets for a building are based on its unique spaces, activities and building services.

The "change in consumption over year to specified data month" section in the report month shows the following:

- % consumption increase over the year to the month shown (negative = decrease).
- value of the increase/decrease.

## Cardiff High School v3 Annual Consumption

Year to end of Nov 22

Utility*1	Data Month*2	Annual Consumption*3	Derived from K2n "good" benchmarks		Change in consumption over year to specified data month	
			Target	Potential Savings*4	Percent Change*5	Consumption Change
Electricity	Nov 2022	468,628 kWh	463,628 kWh	5,000 kWh	8.52%	36,799 kWh
Gas	Oct 2022	1,027,209 kWh	1,052,546 kWh	-25,337 kWh	-13.39%	-158,760 kWh
Overall	N/A	1,495,837 kWh	1,516,175 kWh	-20,337 kWh	-7.54%	-121,961 kWh

\*1 Overall figures include latest available data months for each utility type. N/A is shown if months are not the same for all utilities.

\*2 Latest available month's data, highlighted in orange if no data available for reporting month.

\*3 Annual consumption, highlighted in green if less than K2n benchmark target and in orange if greater than K2n benchmark target.

\*4 Potential savings relative to the K2n "good" target. A negative value indicates performance is better than the "good" K2n benchmark. Further savings may still be possible.

\*5 Percentage change since the previous year, highlighted in green if a decrease and orange if an increase.

## Cardiff High School v3 Annual Kg of CO<sub>2</sub>

Year to end of Nov 22

Utility* <sup>1</sup>	Data Month* <sup>2</sup>	Annual Emissions* <sup>3</sup>	Derived from K <sup>2</sup> n "good" benchmarks		Change in emissions over year to specified data month	
			Target	Potential Savings* <sup>4</sup>	Percent Change* <sup>5</sup>	Emissions Change
Electricity	Nov 2022	108,309 kgCO <sub>2</sub>	107,154 kgCO <sub>2</sub>	1,156 kgCO <sub>2</sub>	7.57%	7,626 kgCO <sub>2</sub>
Gas	Oct 2022	220,347 kgCO <sub>2</sub>	225,782 kgCO <sub>2</sub>	-5,435 kgCO <sub>2</sub>	-12.70%	-32,055 kgCO <sub>2</sub>
Overall	N/A	328,656 kgCO <sub>2</sub>	332,936 kgCO <sub>2</sub>	-4,280 kgCO <sub>2</sub>	-6.92%	-24,429 kgCO <sub>2</sub>

\*<sup>1</sup> Overall figures include latest available data months for each utility type. N/A is shown if months are not the same for all utilities.

\*<sup>2</sup> Latest available month's data, highlighted in orange if no data available for reporting month.

\*<sup>3</sup> Annual emissions, highlighted in green if less than K<sup>2</sup>n benchmark target and in orange if greater than K<sup>2</sup>n benchmark target.

\*<sup>4</sup> Potential savings relative to the K<sup>2</sup>n "good" target. A negative value indicates performance is better than the "good" K<sup>2</sup>n benchmark. Further savings may still be possible.

\*<sup>5</sup> Percentage change since the previous year, highlighted in green if a decrease and orange if an increase.

## Cardiff High School v3 Annual Costs

Year to end of Nov 22

Utility* <sup>1</sup>	Data Month* <sup>2</sup>	Annual Cost* <sup>3</sup>	Derived from K <sup>2</sup> n "good" benchmarks		Change in costs over year to specified data month		Unit Costs* <sup>6</sup>	
			Target	Potential Savings* <sup>4</sup>	Percent Change* <sup>5</sup>	Cost Change	Current Year	Previous Year
Electricity	Nov 2022	£60,922	£60,272	£650	8.52%	£4,784	£0.13/kWh	£0.13/kWh
Gas	Oct 2022	£51,360	£52,627	-£1,267	-13.39%	-£7,938	£0.05/kWh	£0.05/kWh
Overall	N/A	£112,282	£112,899	-£617	-2.73%	-£3,154	N/A	N/A

\*<sup>1</sup> Overall figures include latest available data months for each utility type. N/A is shown if months are not the same for all utilities.

\*<sup>2</sup> Latest available month's data, highlighted in orange if no data available for reporting month.

\*<sup>3</sup> Annual costs, highlighted in green if less than K<sup>2</sup>n benchmark target and in orange if greater than K<sup>2</sup>n benchmark target.

\*<sup>4</sup> Potential savings relative to the K<sup>2</sup>n "good" target. A negative value indicates performance is better than the "good" K<sup>2</sup>n benchmark. Further savings may still be possible.

\*<sup>5</sup> Percentage change since the previous year, highlighted in green if a decrease and orange if an increase.

\*<sup>6</sup> Unit costs are calculated by pro-rating all unit costs for the year based on the number of months they are chargeable for.

# Cardiff High School v3 Energy Ranking : All Buildings

Year to end of Nov 22

## Notes

This table shows the current ranking of the school against other Cardiff County Council schools.

The ranking uses the following information to produce this table:

1. Performance of a school's measured utility use against its tailored K2n benchmark ranges for each utility.
2. K2n benchmark ranges for a school are based on its unique spaces, activities and building services.
3. Benchmark ranges unique to a school allows understanding of how it is actually performing relative to its potential.
4. The relative position of a school on these ranges is then used to compare performance between schools.

K2n benchmarks are continually being derived from detailed sub-metered utility measurements across many schools where space areas, activities and servicing arrangements are known in detail.

	Electricity		Gas		Overall* <sup>3</sup>	
	Current	Change* <sup>1</sup>	Current	Change* <sup>1</sup>	Current	Change* <sup>1</sup>
Ranking	56 of 123	▲ +1	41 of 115	▲ +3	47 of 118	▲ +2
Data Month* <sup>2</sup>	Nov 2022		Oct 2022		N/A	

\*<sup>1</sup> Change in ranking compared to previous month.

\*<sup>2</sup> Latest available month's data, highlighted in orange if none available for reporting month.

\*<sup>3</sup> Overall figures include latest available data months for each utility type. N/A is shown if months are not the same for all utilities.

## Cardiff High School v3 Energy Ranking in Cluster : Cluster 5

Year to end of Nov 22

### Notes

This table shows the current ranking of the school against other Cardiff County Council schools.

The ranking uses the following information to produce this table:

1. Performance of a school's measured utility use against its tailored K2n benchmark ranges for each utility.
2. K2n benchmark ranges for a school are based on its unique spaces, activities and building services.
3. Benchmark ranges unique to a school allows understanding of how it is actually performing relative to its potential.
4. The relative position of a school on these ranges is then used to compare performance between schools.

K2n benchmarks are continually being derived from detailed sub-metered utility measurements across many schools where space areas, activities and servicing arrangements are known in detail.

	Electricity		Gas		Overall* <sup>3</sup>	
	Current	Change* <sup>1</sup>	Current	Change* <sup>1</sup>	Current	Change* <sup>1</sup>
Ranking	14 of 23	—	6 of 23	▲ +1	11 of 23	—
Data Month* <sup>2</sup>	Nov 2022		Oct 2022		N/A	

\*<sup>1</sup> Change in ranking compared to previous month.

\*<sup>2</sup> Latest available month's data, highlighted in orange if none available for reporting month.

\*<sup>3</sup> Overall figures include latest available data months for each utility type. N/A is shown if months are not the same for all utilities.

# Cardiff High School v3 Performance Against K2n Benchmarks m2

## Year to Nov 2022

### Notes





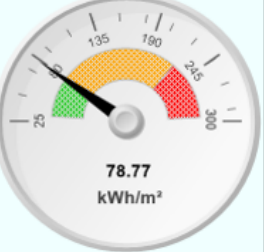

This chart shows the measured:

- annual carbon emissions and consumptions per m<sup>2</sup> on the top row.
- annual utility consumption per m<sup>2</sup> on the bottom row.

Floor area in m<sup>2</sup> is obtained from the building internal area floor plans.

Classifications are relative to ranges of measured 'in use' performance recorded by K2n in other buildings.

The K2n procedure produces a partial twin of a building's assets and activities. This means benchmarks are building specific.

Annual Figures	Electricity	Gas	Overall <sup>*2</sup>
Data Month <sup>*1</sup>	Nov 2022	Oct 2022	N/A
<b>Emissions per m<sup>2</sup> in kg CO<sub>2</sub>e</b> Relative performance against the bespoke K2n benchmark ranges created for the building based on services, space areas and activities	 <p>8.31 kg CO<sub>2</sub>e/m<sup>2</sup></p>	 <p>16.90 kg CO<sub>2</sub>e/m<sup>2</sup></p>	 <p>25.20 kg CO<sub>2</sub>e/m<sup>2</sup></p>
<b>Consumption per m<sup>2</sup> in kWh</b> Relative performance against the bespoke K2n benchmark ranges created for the building based on services, space areas and activities	 <p>35.94 kWh/m<sup>2</sup></p>	 <p>78.77 kWh/m<sup>2</sup></p>	 <p>114.71 kWh/m<sup>2</sup></p>

<sup>\*1</sup> Latest available month's data, highlighted in orange if none available for reporting month.

<sup>\*2</sup> Overall figures include latest available data months for each utility type. N/A is shown if months are not the same for all utilities.

# Cardiff High School v3 Performance Against K2n Benchmarks m2

## Year to Nov 2022

Annual Figures	Electricity	Gas	Overall <sup>*2</sup>
Data Month <sup>*1</sup>	Nov 2022	Oct 2022	N/A
<p><b>Emissions per m<sup>2</sup> in kg CO<sub>2</sub>e</b></p> <p>Relative performance against the bespoke K2n benchmark ranges created for the building based on services, space areas and activities</p>	<p>8.31 kg CO<sub>2</sub>e/m<sup>2</sup></p>	<p>16.90 kg CO<sub>2</sub>e/m<sup>2</sup></p>	<p>25.20 kg CO<sub>2</sub>e/m<sup>2</sup></p>
<p><b>Consumption per m<sup>2</sup> in kWh</b></p> <p>Relative performance against the bespoke K2n benchmark ranges created for the building based on services, space areas and activities</p>	<p>35.94 kWh/m<sup>2</sup></p>	<p>78.77 kWh/m<sup>2</sup></p>	<p>114.71 kWh/m<sup>2</sup></p>







\*1 Latest available month's data, highlighted in orange if none available for reporting month.

\*2 Overall figures include latest available data months for each utility type. N/A is shown if months are not the same for all utilities.



# Cardiff High School v3 Performance Against K2n Benchmarks m2

## Year to Nov 2022

Annual Figures	Electricity	Gas	Overall <sup>*2</sup>
Data Month <sup>*1</sup>	Nov 2022	Oct 2022	N/A
<p><b>Emissions per m<sup>2</sup> in kg CO<sub>2</sub>e</b></p> <p>Relative performance against the bespoke K2n benchmark ranges created for the building based on services, space areas and activities</p>	 8.31 kg CO <sub>2</sub> e/m <sup>2</sup>	 16.90 kg CO <sub>2</sub> e/m <sup>2</sup>	 25.20 kg CO <sub>2</sub> e/m <sup>2</sup>
<p><b>Consumption per m<sup>2</sup> in kWh</b></p> <p>Relative performance against the bespoke K2n benchmark ranges created for the building based on services, space areas and activities</p>	 35.94 kWh/m <sup>2</sup>	 78.77 kWh/m <sup>2</sup>	 114.71 kWh/m <sup>2</sup>

\*1 Latest available month's data, highlighted in orange if none available for reporting month.

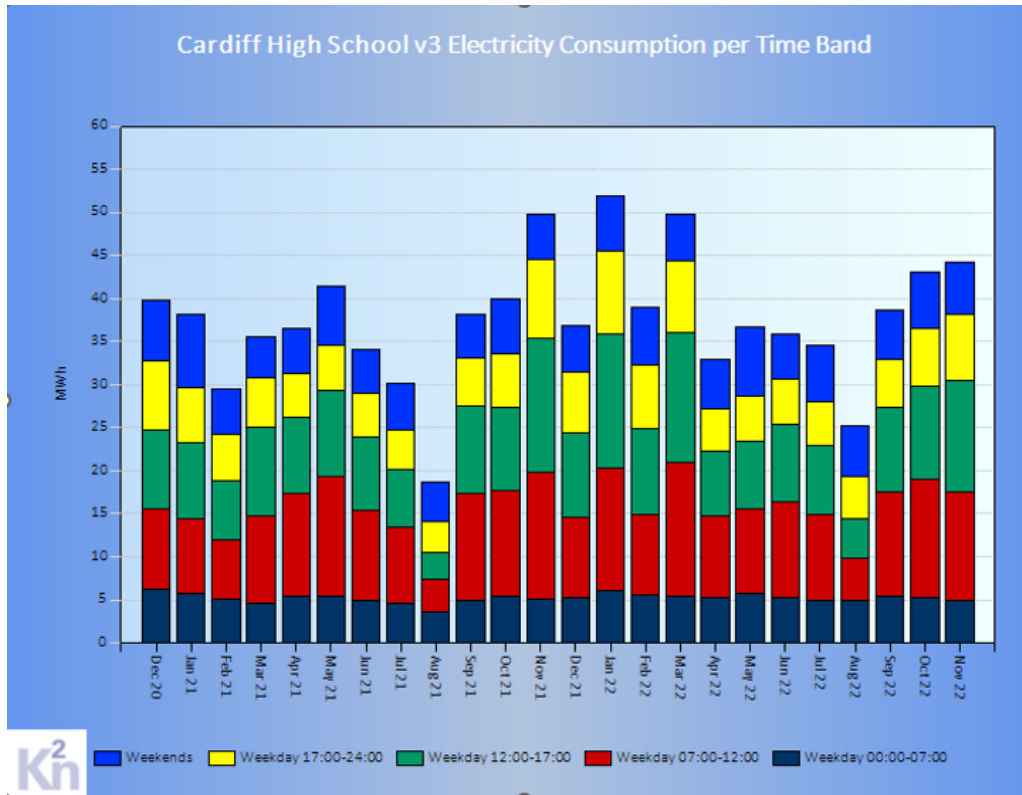
\*2 Overall figures include latest available data months for each utility type. N/A is shown if months are not the same for all utilities.

# Electricity Consumption

## Notes

This chart shows the relative proportions of utility use in 5 different time bands per month over the last 24 months. Its purpose is:

1. To allow a quick insight into when the utility is generally being used in the day for each month.
2. To see relative changes occurring over time.

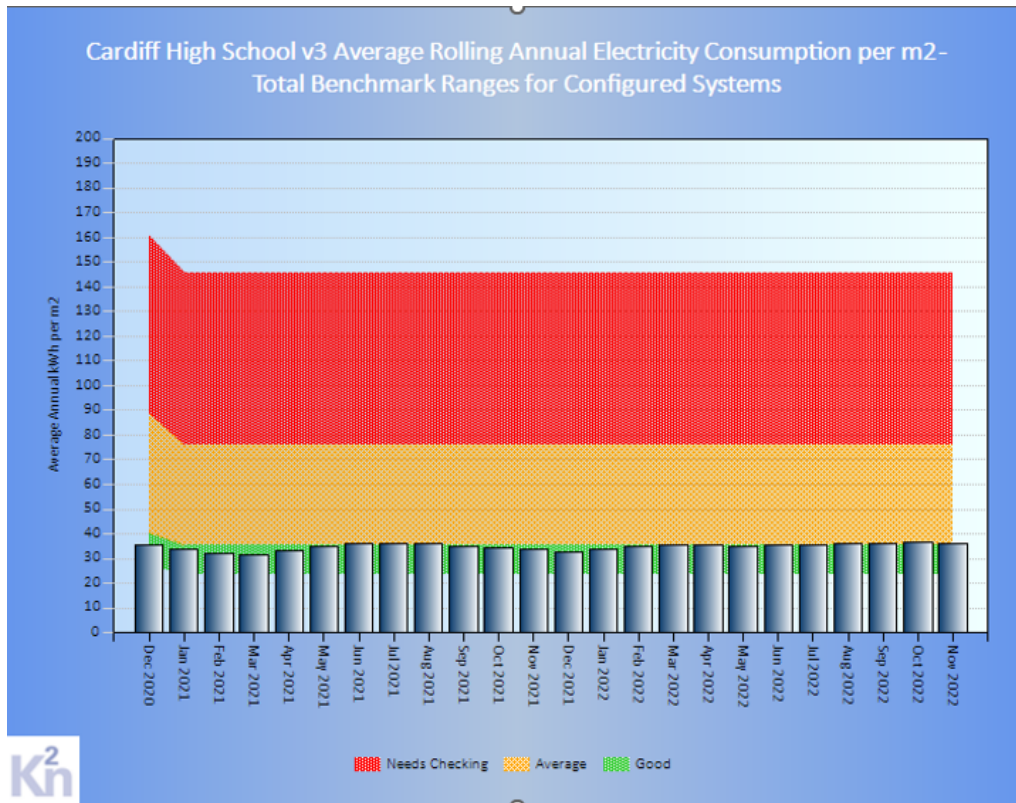


## Notes

This chart shows trends in measured annual utility use to the month shown against the potential range of use predicted for the building by K2n.

The potential range of annual use is divided into 3 bands:

- 1) A measured performance in the GREEN band is in the best 25% expected.
- 2) A measured performance in the GOLD band is in the middle 50% expected.
- 3) A measured performance in the RED band is in the worst 25% expected.



## Notes

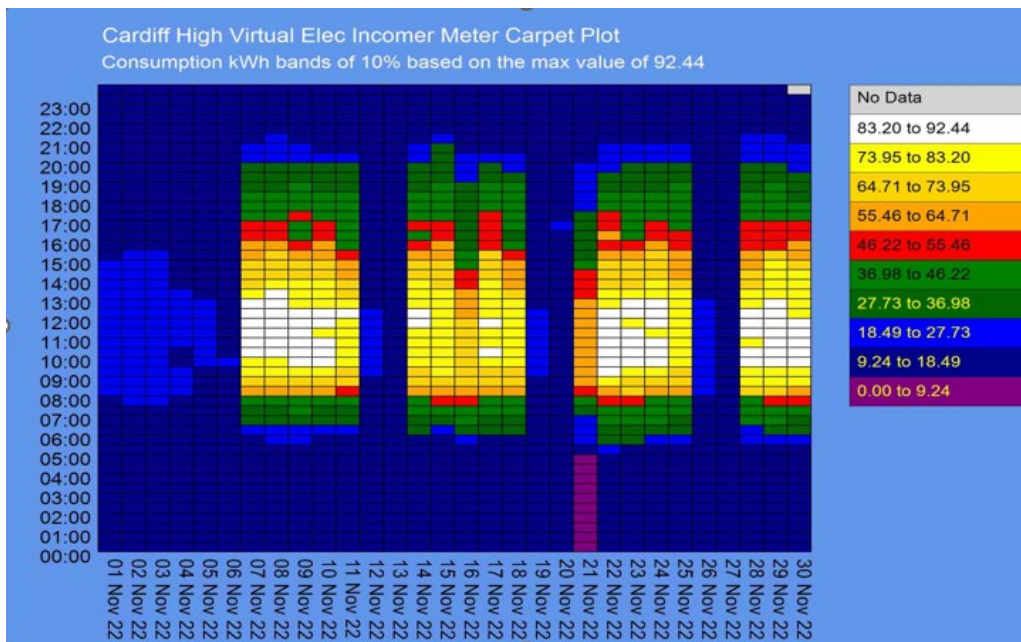
This chart is called a 'carpet plot' as it uses 10 coloured bands to show measured utility use per interval in the month.

It presents the measured utility use of the meter shown in the title.

The peak use per interval in the month is shown in the sub-title.

Each column shows a day from start at the bottom to end at the top. The day is shown on the X-axis, and the time of day on the Y-axis.

Brighter colours show greater use in an interval.



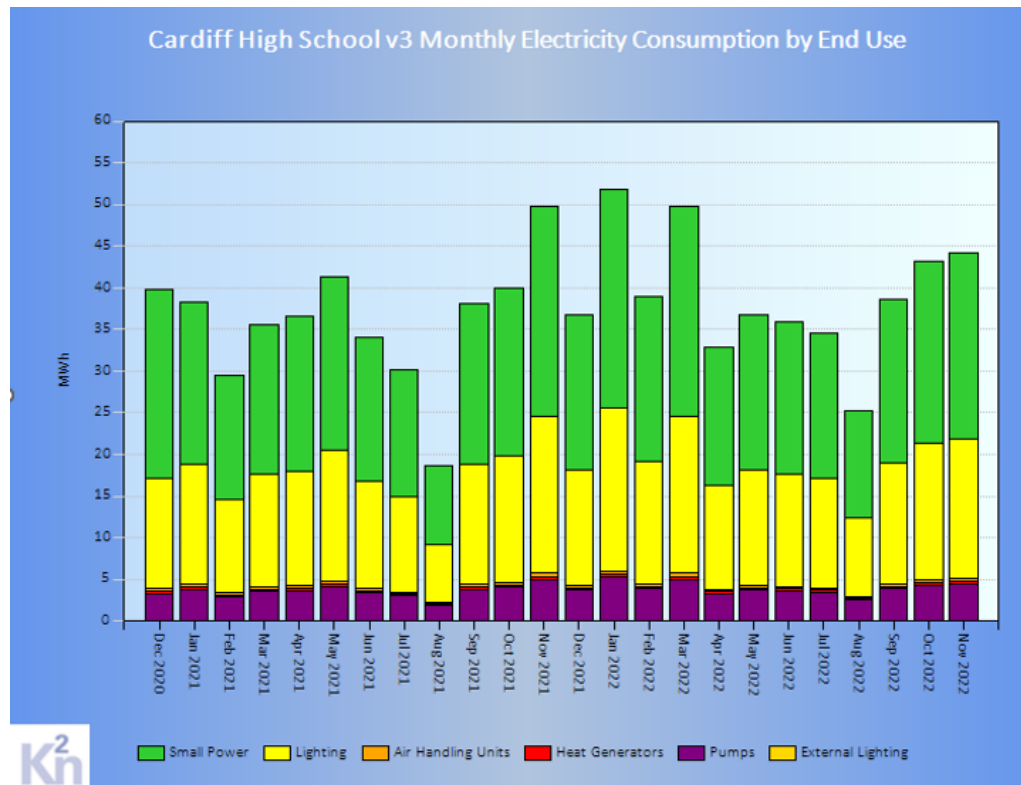
\* latest months data is shown if no data available for specified date range.

## Notes

This chart shows the measured OR estimated monthly end uses of the utility in the building over the last 24 months.

It uses measured data where available, otherwise these are estimates of how the overall consumption is split by end use.

All estimates are based on K2n's ongoing detailed measurements of end use demand vs systems and activities in other buildings.

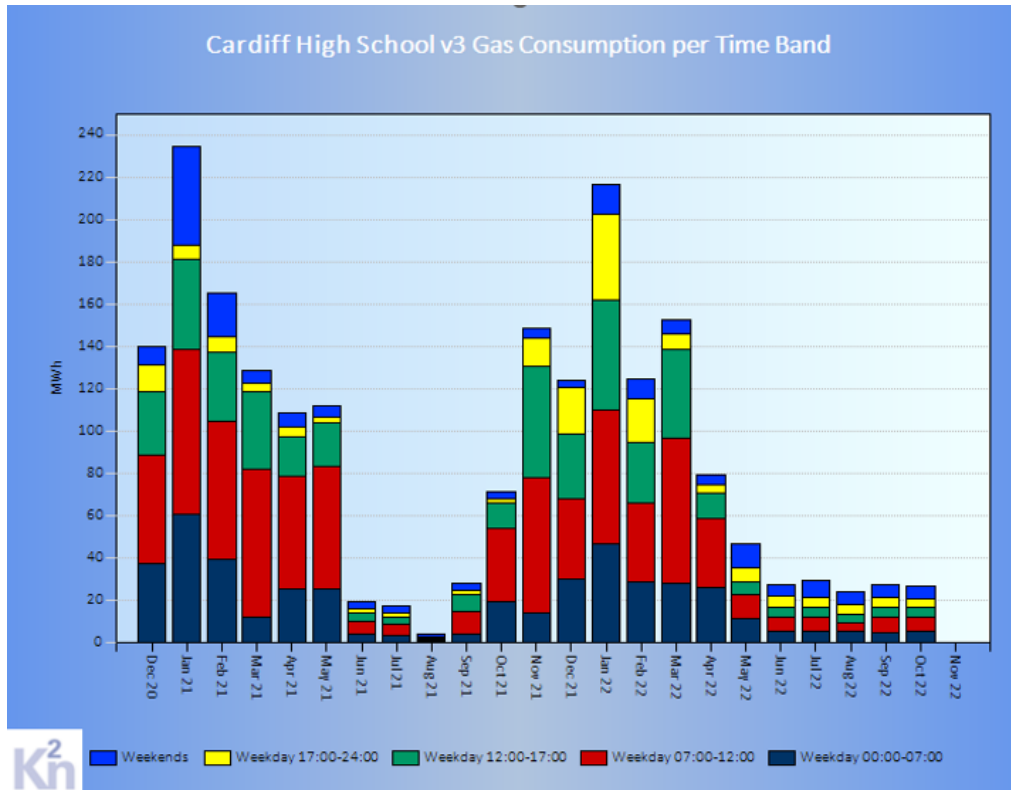


# Gas Consumption

## Notes

This chart shows the relative proportions of utility use in 5 different time bands per month over the last 24 months. Its purpose is:

1. To allow a quick insight into when the utility is generally being used in the day for each month.
2. To see relative changes occurring over time.

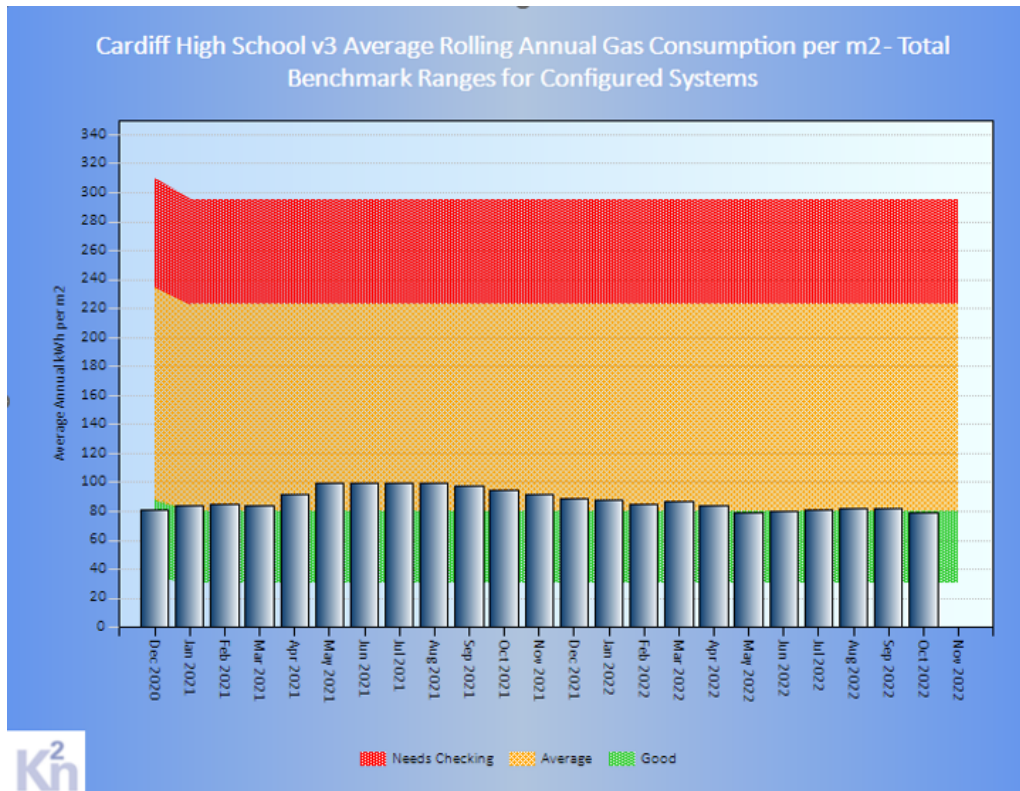


## Notes

This chart shows trends in measured annual utility use to the month shown against the potential range of use predicted for the building by K2n.

The potential range of annual use is divided into 3 bands:

- 1) A measured performance in the GREEN band is in the best 25% expected.
- 2) A measured performance in the GOLD band is in the middle 50% expected.
- 3) A measured performance in the RED band is in the worst 25% expected.



## Notes

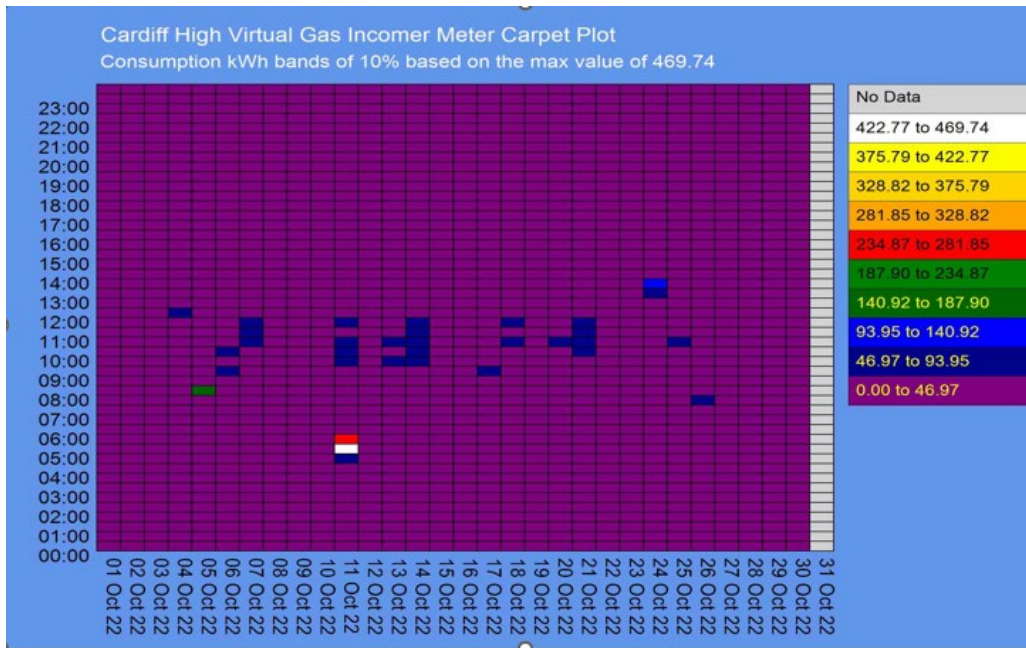
This chart is called a 'carpet plot' as it uses 10 coloured bands to show measured utility use per interval in the month.

It presents the measured utility use of the meter shown in the title.

The peak use per interval in the month is shown in the sub-title.

Each column shows a day from start at the bottom to end at the top. The day is shown on the X-axis, and the time of day on the Y-axis.

Brighter colours show greater use in an interval.



\* latest months data is shown if no data available for specified date range.

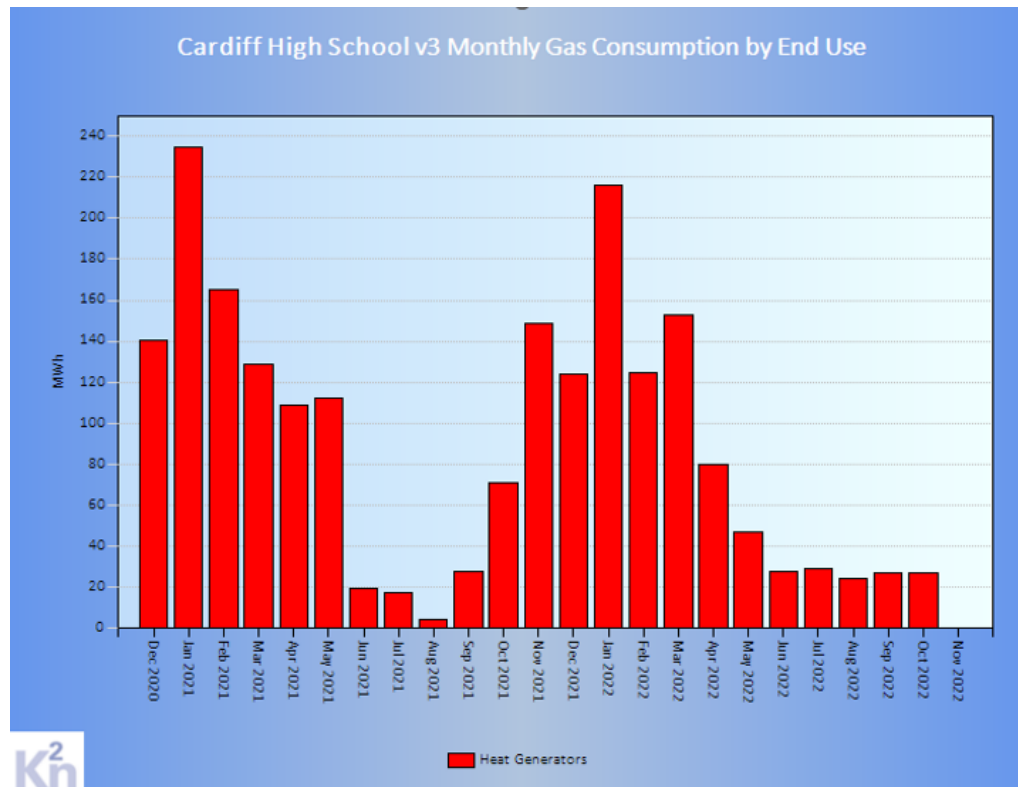


## Notes

This chart shows the measured OR estimated monthly end uses of the utility in the building over the last 24 months.

It uses measured data where available, otherwise these are estimates of how the overall consumption is split by end use.

All estimates are based on K2n's ongoing detailed measurements of end use demand vs systems and activities in other buildings.



# Energy Saving Actions

## Notes

This section suggests generic actions that can be undertaken in most buildings.

Key to achieving actual operational savings initially are usually down to better control of existing systems and appliances.

## Electricity

- \* Turn off unused equipment and lighting where able to or place in standby if it can't be turned off.
- \* Use provided power saving facilities on all equipment.
- \* Discuss significant energy consuming equipment with the energy team.
- \* Ensure energy efficiency is considered when purchasing new equipment.

## Gas

- \* TRV'S on radiators can take up to 30 minutes to control the air temperature, so be patient.
- \* A TRV setting of "2" for cooler spaces; a setting of "4" for warmer spaces.
- \* Do not leave windows open overnight or use windows to control air temperature.
- \* Let facilities know locations of overheated or underheated rooms.
- \* Optimise heating controls - BMS systems - is heating coming on too early or going off too late?

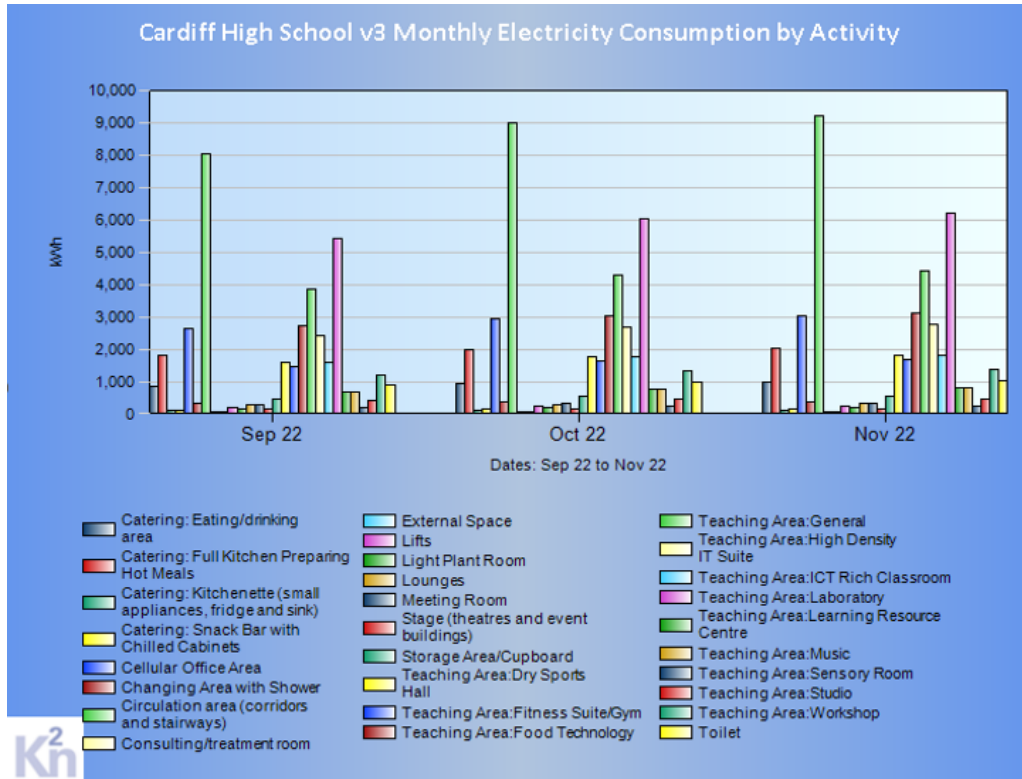
## Water

- \* Check whether process water use procedures could be improved.
- \* Report any leaks, dripping taps or continuously filling cisterns.
- \* Discuss with facilities whether process water systems could be replaced by more efficient ones.

## Control

- \* Check the carpet plots and other charts above to see when utilities are being used the most and when they are being consumed at unexpected times. You should then see whether or not it is possible to reduce or eliminate these uses.

Monthly end use by activity notes



K<sup>2</sup> Kn

#### Appendix 4: Individual school K2N Example: electricity

Space	Activity	Electricity							
		Floor Area Served m2	Unit Cost kWh	Consumption for Month kWh	Cost for Month	Consumption Year to Month kWh	Cost Year to Month	Consumption Year to Month per m2 kWh	Cost Year to Month per m2
1000 Lift	Lifts	4.39	£0.13	37.28	£4.85	395.04	£51.36	89.99	£11.70
1001 - Economics Seminar Room	Teaching Area:General	57.48	£0.13	91.53	£11.90	969.94	£126.09	16.87	£2.19
1001 - General Teaching	Teaching Area:General	57.48	£0.13	81.60	£10.61	834.56	£108.49	14.52	£1.89
1002 - Store	Storage Area/Cupboard	1.37	£0.13	1.18	£0.15	12.55	£1.63	9.16	£1.19
1003 - Corridor	Circulation area (corridors and stairways)	10.52	£0.13	47.98	£6.24	508.46	£66.10	48.33	£6.28
1004 - IT	Teaching Area:High Density IT Suite	68.63	£0.13	326.27	£42.42	3,457.41	£449.46	50.38	£6.55
1005 - Lobby	Circulation area (corridors and stairways)	16.13	£0.13	73.57	£9.56	779.60	£101.35	48.33	£6.28
1006 - Stairs	Circulation area (corridors and stairways)	14.58	£0.13	66.50	£8.65	704.69	£91.61	48.33	£6.28
1007 - Library	Teaching Area:Learning Resource Centre	194.54	£0.13	631.87	£82.14	6,695.68	£870.44	34.42	£4.47
1008 - Store	Storage Area/Cupboard	1.08	£0.13	0.93	£0.12	9.90	£1.29	9.16	£1.19
1009 - Staff and Admin. spaces	Cellular Office Area	7.2	£0.13	23.39	£3.04	247.81	£32.22	34.42	£4.47
1010 - Laboratory	Teaching Area:Laboratory	88.26	£0.13	439.98	£57.20	4,662.28	£606.10	52.82	£6.87
1011 - Lab Technician	Cellular Office Area	13.72	£0.13	44.56	£5.79	472.21	£61.39	34.42	£4.47
1012 - Store	Storage Area/Cupboard	3.44	£0.13	2.97	£0.39	31.52	£4.10	9.16	£1.19
1013 - Laboratory	Teaching Area:Laboratory	90.93	£0.13	453.29	£58.93	4,803.32	£624.43	52.82	£6.87
1014 - Corridor	Circulation area (corridors and stairways)	23.09	£0.13	105.32	£13.69	1,116.00	£145.08	48.33	£6.28
1015 - Office	Cellular Office Area	16.71	£0.13	54.27	£7.06	575.12	£74.77	34.42	£4.47
1016 - Office	Cellular Office Area	13.97	£0.13	45.37	£5.90	480.82	£62.51	34.42	£4.47
1017 - Office	Cellular Office Area	13.13	£0.13	42.65	£5.54	451.91	£58.75	34.42	£4.47
1018 - Classroom	Teaching Area:General	47.14	£0.13	75.07	£9.76	795.46	£103.41	16.87	£2.19
1018a - Store	Storage Area/Cupboard	8.02	£0.13	6.93	£0.90	73.48	£9.55	9.16	£1.19
1019 - Corridor	Circulation area (corridors and stairways)	33.46	£0.13	152.61	£19.84	1,617.20	£210.24	48.33	£6.28
1020 - Office	Cellular Office Area	17.75	£0.13	57.65	£7.49	610.92	£79.42	34.42	£4.47
1021 - Office	Cellular Office Area	8.03	£0.13	26.08	£3.39	276.38	£35.93	34.42	£4.47
1022 - Circulation	Circulation area (corridors and stairways)	12.55	£0.13	57.24	£7.44	606.57	£78.85	48.33	£6.28
1023 - Stairs	Circulation area (corridors and stairways)	11.63	£0.13	53.05	£6.90	562.11	£73.07	48.33	£6.28
1024 - Lobby	Circulation area (corridors and stairways)	0.81	£0.13	3.69	£0.48	39.15	£5.09	48.33	£6.28

Space	Activity	Floor Area Served m2	Unit Cost kWh	Consumption for Month kWh	Cost for Month	Consumption Year to Month kWh	Cost Year to Month	Consumption Year to Month per m2 kWh	Cost Year to Month per m2
1025 - WC	Toilet	8.26	£0.13	22.38	£2.91	237.12	£30.82	28.71	£3.73
1026 - General Teaching	Teaching Area:General	46.9	£0.13	66.58	£8.66	680.94	£88.52	14.52	£1.89
1026 - Office	Cellular Office Area	46.9	£0.13	152.33	£19.80	1,614.20	£209.85	34.42	£4.47
1027 - Store	Storage Area/Cupboard	0.84	£0.13	0.73	£0.09	7.70	£1.00	9.16	£1.19
1028 - Student Advice Office	Cellular Office Area	16.68	£0.13	54.18	£7.04	574.09	£74.63	34.42	£4.47
1029 - Classroom	Teaching Area:General	45.3	£0.13	72.14	£9.38	764.41	£99.37	16.87	£2.19
1029 - Staff and Admin. spaces	Cellular Office Area	88.85	£0.13	257.27	£33.45	2,631.21	£342.06	29.61	£3.85
1029a - Classroom	Teaching Area:General	42.7	£0.13	68.00	£8.84	720.53	£93.67	16.87	£2.19
1030 - Corridor	Circulation area (corridors and stairways)	15.84	£0.13	72.25	£9.39	765.59	£99.53	48.33	£6.28
1031 - Classroom	Teaching Area:General	48	£0.13	76.44	£9.94	809.97	£105.30	16.87	£2.19
1032 - Stairs	Circulation area (corridors and stairways)	13.36	£0.13	60.94	£7.92	645.72	£83.94	48.33	£6.28
1033 - Corridor	Circulation area (corridors and stairways)	30.37	£0.13	138.52	£18.01	1,467.86	£190.82	48.33	£6.28
1034 - Corridor	Circulation area (corridors and stairways)	5.32	£0.13	24.27	£3.15	257.13	£33.43	48.33	£6.28
1035 - Classroom	Teaching Area:General	52.65	£0.13	83.84	£10.90	888.43	£115.50	16.87	£2.19
1036 - Classroom	Teaching Area:General	52.72	£0.13	83.95	£10.91	889.62	£115.65	16.87	£2.19
1037 - Store	Storage Area/Cupboard	1.77	£0.13	1.53	£0.20	16.22	£2.11	9.16	£1.19
1038 - Classroom	Teaching Area:General	9.08	£0.13	14.46	£1.88	153.22	£19.92	16.87	£2.19
1039 - Classroom	Teaching Area:General	9.3	£0.13	14.81	£1.93	156.93	£20.40	16.87	£2.19
1040 - Corridor	Circulation area (corridors and stairways)	41.83	£0.13	190.79	£24.80	2,021.75	£262.83	48.33	£6.28
1041 - Store	Storage Area/Cupboard	19.49	£0.13	16.85	£2.19	178.57	£23.21	9.16	£1.19
1042 - Stairs	Circulation area (corridors and stairways)	11.78	£0.13	53.73	£6.98	569.36	£74.02	48.33	£6.28
1043 - Classroom	Teaching Area:General	43.1	£0.13	68.63	£8.92	727.28	£94.55	16.87	£2.19
1044 - Store	Storage Area/Cupboard	21.3	£0.13	18.42	£2.39	195.16	£25.37	9.16	£1.19
1045 - Office	Cellular Office Area	9.46	£0.13	30.73	£3.99	325.59	£42.33	34.42	£4.47
1046 - Office	Cellular Office Area	12.1	£0.13	39.30	£5.11	416.46	£54.14	34.42	£4.47
1047 - Office	Cellular Office Area	11.32	£0.13	36.77	£4.78	389.61	£50.65	34.42	£4.47
1048 - Office	Cellular Office Area	12.93	£0.13	42.00	£5.46	445.02	£57.85	34.42	£4.47
1049 - Classroom	Teaching Area:General	42.43	£0.13	67.57	£8.78	715.98	£93.08	16.87	£2.19
1050 - Classroom	Teaching Area:General	55.53	£0.13	88.43	£11.50	937.03	£121.81	16.87	£2.19

Space	Activity	Floor Area Served m2	Unit Cost kWh	Consumption for Month kWh	Cost for Month	Consumption Year to Month kWh	Cost Year to Month	Consumption Year to Month per m2 kWh	Cost Year to Month per m2
1051 - Store	Storage Area/Cupboard	7.12	£0.13	6.16	£0.80	65.24	£8.48	9.16	£1.19
1052 - Store	Storage Area/Cupboard	6.76	£0.13	5.84	£0.76	61.94	£8.05	9.16	£1.19
1053 - Corridor	Circulation area (corridors and stairways)	42.87	£0.13	195.53	£25.42	2,072.01	£269.36	48.33	£6.28
1054 - Store	Storage Area/Cupboard	2.93	£0.13	2.53	£0.33	26.85	£3.49	9.16	£1.19
1055 - Store	Storage Area/Cupboard	1.77	£0.13	1.53	£0.20	16.22	£2.11	9.16	£1.19
1056 - Classroom	Teaching Area:General	53.33	£0.13	84.92	£11.04	899.91	£116.99	16.87	£2.19
1057 - Classroom	Teaching Area:General	53.51	£0.13	85.21	£11.08	902.95	£117.38	16.87	£2.19
1058 - Corridor	Circulation area (corridors and stairways)	22.17	£0.13	101.12	£13.15	1,071.53	£139.30	48.33	£6.28
1059 - Classroom	Teaching Area:General	64.03	£0.13	101.96	£13.26	1,080.46	£140.46	16.87	£2.19
1060 - Classroom	Teaching Area:General	20.75	£0.13	33.04	£4.30	350.14	£45.52	16.87	£2.19
1061 - Lobby	Circulation area (corridors and stairways)	5.94	£0.13	27.09	£3.52	287.09	£37.32	48.33	£6.28
1062 - Hall	Teaching Area:Dry Sports Hall	215.43	£0.13	314.03	£40.82	3,327.63	£432.59	15.45	£2.01
1063 - Corridor	Circulation area (corridors and stairways)	37.98	£0.13	173.23	£22.52	1,835.67	£238.64	48.33	£6.28
1064 - Store	Storage Area/Cupboard	2.92	£0.13	2.52	£0.33	26.75	£3.48	9.16	£1.19
1065 - Classroom	Teaching Area:General	43.38	£0.13	69.08	£8.98	732.01	£95.16	16.87	£2.19
1066 - IT	Teaching Area:High Density IT Suite	63.15	£0.13	300.22	£39.03	3,181.34	£413.57	50.38	£6.55
1067 - Store	Storage Area/Cupboard	11.39	£0.13	9.85	£1.28	104.36	£13.57	9.16	£1.19
1068 - IT	Teaching Area:High Density IT Suite	55.76	£0.13	265.09	£34.46	2,809.05	£365.18	50.38	£6.55
1069 - Office	Cellular Office Area	7.03	£0.13	22.83	£2.97	241.96	£31.45	34.42	£4.47
1070 - Needlecraft/Textiles	Teaching Area:Workshop	72.03	£0.13	246.51	£32.05	2,521.19	£327.75	35.00	£4.55
1070 - Staff Room	Cellular Office Area	72.03	£0.13	233.95	£30.41	2,479.13	£322.29	34.42	£4.47
1071 - Teaching Storage	Storage Area/Cupboard	7.66	£0.13	5.90	£0.77	60.39	£7.85	7.88	£1.02
1072 - Corridor	Circulation area (corridors and stairways)	32.03	£0.13	146.09	£18.99	1,548.09	£201.25	48.33	£6.28
1073 - Plant	Light Plant Room	6.76	£0.13	6.12	£0.80	64.85	£8.43	9.59	£1.25
1074 - Classroom	Teaching Area:General	62.39	£0.13	119.93	£15.59	1,270.86	£165.21	20.37	£2.65
1074 - Heavy Practical/Cookery	Teaching Area:Food Technology	62.39	£0.13	1,156.22	£150.31	11,825.09	£1,537.26	189.53	£24.64
1075 - Office	Cellular Office Area	3.54	£0.13	11.50	£1.49	121.84	£15.84	34.42	£4.47
1075 - Teaching Storage	Storage Area/Cupboard	10.74	£0.13	8.28	£1.08	84.67	£11.01	7.88	£1.02
1075a Store	Storage Area/Cupboard	1.98	£0.13	1.71	£0.22	18.14	£2.36	9.16	£1.19

Space	Activity	Floor Area Served m2	Unit Cost kWh	Consumption for Month kWh	Cost for Month	Consumption Year to Month kWh	Cost Year to Month	Consumption Year to Month per m2 kWh	Cost Year to Month per m2
1076 - Office	Cellular Office Area	9.5	£0.13	30.86	£4.01	326.97	£42.51	34.42	£4.47
1077 - Heavy Practical/Cookery	Teaching Area:Food Technology	66.65	£0.13	1,235.17	£160.57	12,632.51	£1,642.23	189.53	£24.64
1077 - Kitchen	Teaching Area:Food Technology	66.65	£0.13	1,385.50	£180.12	14,681.74	£1,908.63	220.28	£28.64
1078 - Store	Storage Area/Cupboard	14.15	£0.13	12.23	£1.59	129.65	£16.85	9.16	£1.19
1079 - Store	Storage Area/Cupboard	3.82	£0.13	3.30	£0.43	35.00	£4.55	9.16	£1.19
1079a Store	Storage Area/Cupboard	1.84	£0.13	1.59	£0.21	16.86	£2.19	9.16	£1.19
1080 - Heavy Practical/Cookery	Teaching Area:Food Technology	83.21	£0.13	1,542.06	£200.47	15,771.20	£2,050.26	189.53	£24.64
1080 - Kitchen	Teaching Area:Food Technology	83.21	£0.13	1,729.75	£224.87	18,329.59	£2,382.85	220.28	£28.64
1081 - Store	Storage Area/Cupboard	9.43	£0.13	8.15	£1.06	86.40	£11.23	9.16	£1.19
1082 - Corridor	Circulation area (corridors and stairways)	24.13	£0.13	110.06	£14.31	1,166.26	£151.61	48.33	£6.28
1083 - Store	Storage Area/Cupboard	9.2	£0.13	7.95	£1.03	84.29	£10.96	9.16	£1.19
1084 - IT	Teaching Area:High Density IT Suite	62.36	£0.13	296.47	£38.54	3,141.55	£408.40	50.38	£6.55
1085 - Store	Storage Area/Cupboard	7.4	£0.13	6.40	£0.83	67.80	£8.81	9.16	£1.19
1086 - Tech	Teaching Area:Workshop	169.24	£0.13	649.70	£84.46	6,884.66	£895.01	40.68	£5.29
1087 - Store	Storage Area/Cupboard	6.82	£0.13	5.90	£0.77	62.49	£8.12	9.16	£1.19
1088 - Teaching Storage	Storage Area/Cupboard	5.05	£0.13	3.89	£0.51	39.81	£5.18	7.88	£1.02
1089 - Circulation	Circulation area (corridors and stairways)	6.79	£0.13	27.61	£3.59	282.37	£36.71	41.59	£5.41
1090 - Store	Storage Area/Cupboard	7.34	£0.13	6.35	£0.83	67.25	£8.74	9.16	£1.19
1091 - Store	Storage Area/Cupboard	2.33	£0.13	2.01	£0.26	21.35	£2.78	9.16	£1.19
1092 - IT	Teaching Area:High Density IT Suite	108.85	£0.13	517.48	£67.27	5,483.60	£712.87	50.38	£6.55
1093 - Corridor	Circulation area (corridors and stairways)	33.4	£0.13	152.34	£19.80	1,614.30	£209.86	48.33	£6.28
1094 - Stairs/Lobby	Circulation area (corridors and stairways)	20.03	£0.13	91.36	£11.88	968.10	£125.85	48.33	£6.28
1095 - Store	Storage Area/Cupboard	2.12	£0.13	1.83	£0.24	19.42	£2.53	9.16	£1.19
1096 - Teaching Storage	Storage Area/Cupboard	1.34	£0.13	1.03	£0.13	10.56	£1.37	7.88	£1.02
1097 - Tech Store	Storage Area/Cupboard	9.22	£0.13	7.97	£1.04	84.48	£10.98	9.16	£1.19
1098 - Office	Cellular Office Area	16.49	£0.13	53.56	£6.96	567.55	£73.78	34.42	£4.47
1099 - Technology	Teaching Area:High Density IT Suite	85.11	£0.13	404.62	£52.60	4,287.64	£557.39	50.38	£6.55
1100 - Store	Storage Area/Cupboard	9.01	£0.13	7.79	£1.01	82.55	£10.73	9.16	£1.19
1101 - Corridor	Circulation area (corridors and stairways)	7.52	£0.13	34.30	£4.46	363.46	£47.25	48.33	£6.28

Space	Activity	Floor Area Served m2	Unit Cost kWh	Consumption for Month kWh	Cost for Month	Consumption Year to Month kWh	Cost Year to Month	Consumption Year to Month per m2 kWh	Cost Year to Month per m2
1102 - Heavy Practical/Cookery	Teaching Area:Food Technology	73.35	£0.13	1,359.33	£176.71	13,902.39	£1,807.31	189.53	£24.64
1102 - Technology Lab	Teaching Area:Workshop	73.35	£0.13	305.78	£39.75	3,240.25	£421.23	44.18	£5.74
1103 - Dust Extract	Storage Area/Cupboard	10.32	£0.13	8.92	£1.16	94.55	£12.29	9.16	£1.19
1104 - Corridor	Circulation area (corridors and stairways)	25.8	£0.13	117.68	£15.30	1,246.98	£162.11	48.33	£6.28
1105 - Ancillary	Storage Area/Cupboard	1.13	£0.13	0.87	£0.11	8.91	£1.16	7.88	£1.02
1105 - Cupboard	Storage Area/Cupboard	2.01	£0.13	1.74	£0.23	18.42	£2.39	9.16	£1.19
1106 - Classroom	Teaching Area:General	107.35	£0.13	170.95	£22.22	1,811.46	£235.49	16.87	£2.19
1107 - Technology lab	Teaching Area:Workshop	89.37	£0.13	343.08	£44.60	3,635.56	£472.62	40.68	£5.29
1108 - Teaching Storage	Storage Area/Cupboard	6.09	£0.13	5.27	£0.68	55.80	£7.25	9.16	£1.19
1108a Store?	Storage Area/Cupboard	6.09	£0.13	5.27	£0.68	55.80	£7.25	9.16	£1.19
1109 - Ancillary	Storage Area/Cupboard	3.59	£0.13	2.77	£0.36	28.30	£3.68	7.88	£1.02
1110 - Corridor	Circulation area (corridors and stairways)	34.14	£0.13	155.72	£20.24	1,650.07	£214.51	48.33	£6.28
1111 - Classroom	Teaching Area:General	56.85	£0.13	90.53	£11.77	959.31	£124.71	16.87	£2.19
1112 - Classroom	Teaching Area:General	56.91	£0.13	90.62	£11.78	960.32	£124.84	16.87	£2.19
1113 - Classroom	Teaching Area:General	64.03	£0.13	101.96	£13.26	1,080.46	£140.46	16.87	£2.19
1114 - Circulation	Circulation area (corridors and stairways)	18.7	£0.13	85.29	£11.09	903.82	£117.50	48.33	£6.28
1115 - Office	Cellular Office Area	21.28	£0.13	69.12	£8.99	732.41	£95.21	34.42	£4.47
1116 - Classroom	Teaching Area:General	69.26	£0.13	110.29	£14.34	1,168.72	£151.93	16.87	£2.19
1117 - Office	Cellular Office Area	10.13	£0.13	32.90	£4.28	348.65	£45.33	34.42	£4.47
1117 - Teaching Storage	Storage Area/Cupboard	10.13	£0.13	7.81	£1.02	79.86	£10.38	7.88	£1.02
1118 - Photocopy	Cellular Office Area	5.5	£0.13	17.86	£2.32	189.30	£24.61	34.42	£4.47
1119 - Stairs	Circulation area (corridors and stairways)	18.56	£0.13	84.65	£11.01	897.05	£116.62	48.33	£6.28
1120 - Store	Storage Area/Cupboard	4.25	£0.13	3.67	£0.48	38.94	£5.06	9.16	£1.19
1121 - Art Room 1	Teaching Area:ICT Rich Classroom	91.73	£0.13	466.35	£60.63	4,941.76	£642.43	53.87	£7.00
1121 - WC	Toilet	7.61	£0.13	20.62	£2.68	218.46	£28.40	28.71	£3.73
1122 - Store	Storage Area/Cupboard	7.05	£0.13	6.10	£0.79	64.59	£8.40	9.16	£1.19
1122 - WC	Toilet	7.25	£0.13	19.64	£2.55	208.12	£27.06	28.71	£3.73
1123 - Corridor	Circulation area (corridors and stairways)	22.81	£0.13	104.04	£13.53	1,102.46	£143.32	48.33	£6.28
1124 - Kiln Room	Teaching Area:Workshop	13.71	£0.13	52.63	£6.84	557.72	£72.50	40.68	£5.29



Space	Activity	Floor Area Served m2	Unit Cost kWh	Consumption for Month kWh	Cost for Month	Consumption Year to Month kWh	Cost Year to Month	Consumption Year to Month per m2 kWh	Cost Year to Month per m2
1125 - Art Room	Teaching Area:ICT Rich Classroom	13.79	£0.13	65.56	£8.52	694.71	£90.31	50.38	£6.55
1126 - Art Room	Teaching Area:ICT Rich Classroom	13.47	£0.13	64.04	£8.32	678.59	£88.22	50.38	£6.55
1127 - Accessible WC	Toilet	5.35	£0.13	10.59	£1.38	112.20	£14.59	20.97	£2.73
1128 - Toilets	Toilet	11.4	£0.13	22.56	£2.93	239.08	£31.08	20.97	£2.73
1129 - Art Room 2	Teaching Area:ICT Rich Classroom	91.25	£0.13	463.91	£60.31	4,915.91	£639.07	53.87	£7.00
1130 - Store	Storage Area/Cupboard	4.66	£0.13	4.03	£0.52	42.70	£5.55	9.16	£1.19
1131 - Corridor	Circulation area (corridors and stairways)	32.24	£0.13	147.05	£19.12	1,558.24	£202.57	48.33	£6.28
1132 - Art Room 3	Teaching Area:ICT Rich Classroom	90.25	£0.13	458.83	£59.65	4,862.03	£632.06	53.87	£7.00
1133 - Store	Storage Area/Cupboard	6.77	£0.13	5.85	£0.76	62.03	£8.06	9.16	£1.19
1137 - Stairs/Lobby	Circulation area (corridors and stairways)	41.87	£0.13	190.97	£24.83	2,023.68	£263.08	48.33	£6.28
1138 - Ancillary	Storage Area/Cupboard	3.51	£0.13	2.71	£0.35	27.67	£3.60	7.88	£1.02
1138 - Lift	Lifts	3.51	£0.13	29.81	£3.87	315.85	£41.06	89.99	£11.70
1186 - Staircase	Circulation area (corridors and stairways)	26.96	£0.13	122.97	£15.99	1,303.04	£169.40	48.33	£6.28
2000 Lift	Lifts	3.76	£0.13	31.93	£4.15	338.35	£43.99	89.99	£11.70
2001 - WC	Toilet	12.68	£0.13	34.35	£4.47	364.00	£47.32	28.71	£3.73
2002 - Classroom	Teaching Area:General	42.66	£0.13	67.93	£8.83	719.86	£93.58	16.87	£2.19
2002 - General Teaching	Teaching Area:General	45.69	£0.13	64.86	£8.43	663.38	£86.24	14.52	£1.89
2002a - Store	Storage Area/Cupboard	1.17	£0.13	1.01	£0.13	10.72	£1.39	9.16	£1.19
2002b - Store	Storage Area/Cupboard	1.13	£0.13	0.98	£0.13	10.35	£1.35	9.16	£1.19
2003 - Classroom	Teaching Area:General	45.84	£0.13	73.00	£9.49	773.52	£100.56	16.87	£2.19
2003 - General Teaching	Teaching Area:General	48.56	£0.13	68.94	£8.96	705.05	£91.66	14.52	£1.89
2003a - Store	Storage Area/Cupboard	2.35	£0.13	2.03	£0.26	21.53	£2.80	9.16	£1.19
2004 - Store	Storage Area/Cupboard	7.18	£0.13	6.21	£0.81	65.79	£8.55	9.16	£1.19
2004 - Teaching Storage	Storage Area/Cupboard	8.18	£0.13	6.31	£0.82	64.49	£8.38	7.88	£1.02
2005 - Classroom	Teaching Area:General	45.68	£0.13	72.74	£9.46	770.82	£100.21	16.87	£2.19
2005 - General Teaching	Teaching Area:General	48.16	£0.13	68.37	£8.89	699.24	£90.90	14.52	£1.89
2006 - Teaching Storage	Storage Area/Cupboard	1.8	£0.13	1.39	£0.18	14.19	£1.84	7.88	£1.02
2007 - Classroom	Teaching Area:General	43	£0.13	68.47	£8.90	725.60	£94.33	16.87	£2.19
2007 - General Teaching	Teaching Area:General	46.06	£0.13	65.39	£8.50	668.75	£86.94	14.52	£1.89

Space	Activity	Floor Area Served m2	Unit Cost kWh	Consumption for Month kWh	Cost for Month	Consumption Year to Month kWh	Cost Year to Month	Consumption Year to Month per m2 kWh	Cost Year to Month per m2
2007a - Store	Storage Area/Cupboard	5.14	£0.13	4.44	£0.58	47.09	£6.12	9.16	£1.19
2008 - Corridor	Circulation area (corridors and stairways)	41.71	£0.13	190.24	£24.73	2,015.95	£262.07	48.33	£6.28
2009 - SEN	Teaching Area:Sensory Room	22.9	£0.13	41.46	£5.39	439.39	£57.12	19.19	£2.49
2010 - WC	Toilet	14.1	£0.13	38.20	£4.97	404.76	£52.62	28.71	£3.73
2011 - SEN	Teaching Area:Sensory Room	11.65	£0.13	21.09	£2.74	223.53	£29.06	19.19	£2.49
2012 - Learning Support	Cellular Office Area	5.8	£0.13	18.84	£2.45	199.62	£25.95	34.42	£4.47
2012 - Staff and Admin. spaces	Cellular Office Area	5.8	£0.13	16.79	£2.18	171.76	£22.33	29.61	£3.85
2013 - Store	Storage Area/Cupboard	1.32	£0.13	1.14	£0.15	12.09	£1.57	9.16	£1.19
2014 - WC	Toilet	15.32	£0.13	41.50	£5.40	439.78	£57.17	28.71	£3.73
2015 - SEN	Teaching Area:Sensory Room	15.21	£0.13	27.54	£3.58	291.84	£37.94	19.19	£2.49
2016 - SEN	Teaching Area:Sensory Room	46.03	£0.13	83.35	£10.83	883.19	£114.81	19.19	£2.49
2017 - SEN	Teaching Area:Sensory Room	26.32	£0.13	47.66	£6.20	505.01	£65.65	19.19	£2.49
2018 - Corridor	Circulation area (corridors and stairways)	28.94	£0.13	132.00	£17.16	1,398.74	£181.84	48.33	£6.28
2019 - Classroom	Teaching Area:General	52.45	£0.13	83.52	£10.86	885.06	£115.06	16.87	£2.19
2020 - IT	Teaching Area:High Density IT Suite	31.9	£0.13	151.66	£19.72	1,607.05	£208.92	50.38	£6.55
2021 - Store	Storage Area/Cupboard	2.95	£0.13	2.55	£0.33	27.03	£3.51	9.16	£1.19
2022 - Classroom	Teaching Area:General	40.5	£0.13	64.49	£8.38	683.41	£88.84	16.87	£2.19
2023 - Circulation	Circulation area (corridors and stairways)	17.71	£0.13	80.78	£10.50	855.97	£111.28	48.33	£6.28
2024 - Office	Cellular Office Area	12.96	£0.13	42.09	£5.47	446.06	£57.99	34.42	£4.47
2025 - Corridor	Circulation area (corridors and stairways)	50.18	£0.13	228.88	£29.75	2,425.32	£315.29	48.33	£6.28
2026 - Classroom	Teaching Area:General	64.48	£0.13	102.68	£13.35	1,088.06	£141.45	16.87	£2.19
2027 - House Keeping	Storage Area/Cupboard	14.05	£0.13	12.15	£1.58	128.73	£16.73	9.16	£1.19
2028 - Store	Storage Area/Cupboard	1.53	£0.13	1.32	£0.17	14.02	£1.82	9.16	£1.19
2029 - Store	Storage Area/Cupboard	19.84	£0.13	17.15	£2.23	181.78	£23.63	9.16	£1.19
2030 - Classroom	Teaching Area:General	58.02	£0.13	92.39	£12.01	979.05	£127.28	16.87	£2.19
2030 - IT	Teaching Area:High Density IT Suite	58.02	£0.13	245.90	£31.97	2,514.94	£326.94	43.35	£5.63
2031 - Office	Cellular Office Area	12.41	£0.13	40.31	£5.24	427.13	£55.53	34.42	£4.47
2032 - Circulation	Circulation area (corridors and stairways)	17.34	£0.13	79.09	£10.28	838.08	£108.95	48.33	£6.28
2033 - Classroom	Teaching Area:General	60.19	£0.13	95.85	£12.46	1,015.67	£132.04	16.87	£2.19

Space	Activity	Floor Area Served m2	Unit Cost kWh	Consumption for Month kWh	Cost for Month	Consumption Year to Month kWh	Cost Year to Month	Consumption Year to Month per m2 kWh	Cost Year to Month per m2
2034 - Office	Cellular Office Area	11.89	£0.13	38.62	£5.02	409.23	£53.20	34.42	£4.47
2035 - Laboratory	Teaching Area:Laboratory	86.29	£0.13	430.15	£55.92	4,558.21	£592.57	52.82	£6.87
2036 - Preparation Room	Teaching Area:Laboratory	23.79	£0.13	118.59	£15.42	1,256.69	£163.37	52.82	£6.87
2036 - Staff and Admin. spaces	Cellular Office Area	23.79	£0.13	68.89	£8.96	704.52	£91.59	29.61	£3.85
2037 - Corridor	Circulation area (corridors and stairways)	35.23	£0.13	160.69	£20.89	1,702.75	£221.36	48.33	£6.28
2038 - Laboratory	Teaching Area:Laboratory	80.19	£0.13	399.75	£51.97	4,235.98	£550.68	52.82	£6.87
2039 - Store	Storage Area/Cupboard	5.66	£0.13	4.89	£0.64	51.86	£6.74	9.16	£1.19
2040 - Laboratory	Teaching Area:Laboratory	89.03	£0.13	443.81	£57.70	4,702.95	£611.38	52.82	£6.87
2041 - Store	Storage Area/Cupboard	7.87	£0.13	6.80	£0.88	72.11	£9.37	9.16	£1.19
2041a Office	Cellular Office Area	5.4	£0.13	17.54	£2.28	185.86	£24.16	34.42	£4.47
2042 - Stairs	Circulation area (corridors and stairways)	17.75	£0.13	80.96	£10.52	857.90	£111.53	48.33	£6.28
2043 - Preparation Room	Teaching Area:Laboratory	34.2	£0.13	170.49	£22.16	1,806.59	£234.86	52.82	£6.87
2043 - Staff and Admin. spaces	Cellular Office Area	34.2	£0.13	99.03	£12.87	1,012.80	£131.66	29.61	£3.85
2044 - Teaching Storage	Storage Area/Cupboard	4.35	£0.13	3.35	£0.44	34.29	£4.46	7.88	£1.02
2045 - Science Office	Cellular Office Area	20.57	£0.13	66.81	£8.69	707.98	£92.04	34.42	£4.47
2046 - Laboratory	Teaching Area:Laboratory	86.65	£0.13	431.95	£56.15	4,577.23	£595.04	52.82	£6.87
2047 - Corridor	Circulation area (corridors and stairways)	50.62	£0.13	230.88	£30.01	2,446.59	£318.06	48.33	£6.28
2047a - Counselling Room	Consulting/treatment room	4.95	£0.13	11.01	£1.43	116.70	£15.17	23.57	£3.06
2048 - Store	Storage Area/Cupboard	3.76	£0.13	3.25	£0.42	34.45	£4.48	9.16	£1.19
2049 - Laboratory	Teaching Area:Laboratory	93.85	£0.13	467.84	£60.82	4,957.56	£644.48	52.82	£6.87
2050 - Laboratory	Teaching Area:Laboratory	88	£0.13	438.68	£57.03	4,648.54	£604.31	52.82	£6.87
2051 - Corridor	Circulation area (corridors and stairways)	37.19	£0.13	169.63	£22.05	1,797.48	£233.67	48.33	£6.28
2052 - Chemical Store	Storage Area/Cupboard	26.04	£0.13	22.52	£2.93	238.59	£31.02	9.16	£1.19
2053 - Office	Cellular Office Area	15.43	£0.13	50.12	£6.52	531.07	£69.04	34.42	£4.47
2054 - Laboratory	Teaching Area:Laboratory	37	£0.13	184.44	£23.98	1,954.50	£254.09	52.82	£6.87
2055 - Laboratory	Teaching Area:Laboratory	100.7	£0.13	501.99	£65.26	5,319.41	£691.52	52.82	£6.87
2056 - Laboratory	Teaching Area:Laboratory	88.24	£0.13	439.88	£57.18	4,661.22	£605.96	52.82	£6.87
2057 - Store	Storage Area/Cupboard	4.34	£0.13	3.75	£0.49	39.76	£5.17	9.16	£1.19
2058 - Corridor	Circulation area (corridors and stairways)	33.34	£0.13	152.07	£19.77	1,611.40	£209.48	48.33	£6.28

Space	Activity	Floor Area Served m2	Unit Cost kWh	Consumption for Month kWh	Cost for Month	Consumption Year to Month kWh	Cost Year to Month	Consumption Year to Month per m2 kWh	Cost Year to Month per m2
2059 - General Teaching	Teaching Area:General	40.93	£0.13	58.11	£7.55	594.27	£77.25	14.52	£1.89
2059 - IT	Teaching Area:High Density IT Suite	40.93	£0.13	194.59	£25.30	2,061.95	£268.05	50.38	£6.55
2060 - Classroom	Teaching Area:General	39.62	£0.13	63.09	£8.20	668.56	£86.91	16.87	£2.19
2061 - Plant	Light Plant Room	2.79	£0.13	2.53	£0.33	26.77	£3.48	9.59	£1.25
2062 - Common Room	Lounges	53.1	£0.13	94.98	£12.35	971.43	£126.29	18.29	£2.38
2062 - Meeting Room	Meeting Room	53.1	£0.13	106.54	£13.85	1,129.02	£146.77	21.26	£2.76
2063 - Study	Teaching Area:Learning Resource Centre	48.62	£0.13	157.92	£20.53	1,673.40	£217.54	34.42	£4.47
2064 - Corridor	Circulation area (corridors and stairways)	50.86	£0.13	231.98	£30.16	2,458.19	£319.56	48.33	£6.28
2065 - Store	Storage Area/Cupboard	2.97	£0.13	2.57	£0.33	27.21	£3.54	9.16	£1.19
2066 - Office	Cellular Office Area	9.57	£0.13	31.08	£4.04	329.38	£42.82	34.42	£4.47
2066 - Staff and Admin. spaces	Cellular Office Area	23.77	£0.13	68.83	£8.95	703.93	£91.51	29.61	£3.85
2066a - Office	Cellular Office Area	7.05	£0.13	22.90	£2.98	242.65	£31.54	34.42	£4.47
2067 - Office	Cellular Office Area	23.82	£0.13	77.37	£10.06	819.84	£106.58	34.42	£4.47
2068 - Common Room	Lounges	57.74	£0.13	103.28	£13.43	1,056.32	£137.32	18.29	£2.38
2068 - Meeting Room	Lounges	57.74	£0.13	115.85	£15.06	1,227.67	£159.60	21.26	£2.76
2069 - Store	Storage Area/Cupboard	1.61	£0.13	1.39	£0.18	14.75	£1.92	9.16	£1.19
2070 - WC	Toilet	23.62	£0.13	63.99	£8.32	678.05	£88.15	28.71	£3.73
2071 - WC	Toilet	16.87	£0.13	45.70	£5.94	484.28	£62.96	28.71	£3.73
2072 - Common Room	Lounges	60.08	£0.13	107.47	£13.97	1,099.13	£142.89	18.29	£2.38
2072 - Meeting Room	Meeting Room	60.08	£0.13	120.55	£15.67	1,277.43	£166.07	21.26	£2.76
2072 - Teaching Storage	Storage Area/Cupboard	4.95	£0.13	3.82	£0.50	39.02	£5.07	7.88	£1.02
2073 - Common Room	Lounges	20.4	£0.13	40.93	£5.32	433.75	£56.39	21.26	£2.76
2074 - SEN	Teaching Area:Sensory Room	6.25	£0.13	11.32	£1.47	119.92	£15.59	19.19	£2.49
2075 - SEN	Teaching Area:Sensory Room	2.75	£0.13	4.98	£0.65	52.76	£6.86	19.19	£2.49
2076 - SEN Classroom	Teaching Area:Sensory Room	2.75	£0.13	4.44	£0.58	45.40	£5.90	16.51	£2.15
2114 - Stairs	Circulation area (corridors and stairways)	15.07	£0.13	68.74	£8.94	728.37	£94.69	48.33	£6.28
2119 - Stairs	Circulation area (corridors and stairways)	20.26	£0.13	92.41	£12.01	979.22	£127.30	48.33	£6.28
2137 - Stairs/Lobby	Circulation area (corridors and stairways)	25.71	£0.13	117.27	£15.24	1,242.63	£161.54	48.33	£6.28
2138 - Ancillary	Storage Area/Cupboard	3.51	£0.13	2.71	£0.35	27.67	£3.60	7.88	£1.02

Space	Activity	Floor Area Served m2	Unit Cost kWh	Consumption for Month kWh	Cost for Month	Consumption Year to Month kWh	Cost Year to Month	Consumption Year to Month per m2 kWh	Cost Year to Month per m2
2138 - Lift	Lifts	3.51	£0.13	29.81	£3.87	315.85	£41.06	89.99	£11.70
2194 - Stairs	Circulation area (corridors and stairways)	25.52	£0.13	116.40	£15.13	1,233.44	£160.35	48.33	£6.28
3000 Lift	Lifts	3.76	£0.13	31.93	£4.15	338.35	£43.99	89.99	£11.70
3001 - Circulation	Circulation area (corridors and stairways)	10.95	£0.13	44.52	£5.79	455.37	£59.20	41.59	£5.41
3001 - Office	Cellular Office Area	10.95	£0.13	35.57	£4.62	376.88	£48.99	34.42	£4.47
3002 - Classroom	Teaching Area:General	45.27	£0.13	72.09	£9.37	763.90	£99.31	16.87	£2.19
3002a - Store	Storage Area/Cupboard	1.15	£0.13	0.99	£0.13	10.54	£1.37	9.16	£1.19
3002b - Store	Storage Area/Cupboard	1.15	£0.13	0.99	£0.13	10.54	£1.37	9.16	£1.19
3003 - Teaching Storage	Storage Area/Cupboard	1.73	£0.13	1.33	£0.17	13.64	£1.77	7.88	£1.02
3004 - Classroom	Teaching Area:General	48.57	£0.13	77.34	£10.05	819.59	£106.55	16.87	£2.19
3004a - Store	Storage Area/Cupboard	1.15	£0.13	0.99	£0.13	10.54	£1.37	9.16	£1.19
3004b - Store	Storage Area/Cupboard	1.15	£0.13	0.99	£0.13	10.54	£1.37	9.16	£1.19
3005 - Boiler/Plant	Light Plant Room	8.15	£0.13	6.58	£0.86	67.27	£8.75	8.25	£1.07
3005 - Office	Cellular Office Area	8.15	£0.13	26.47	£3.44	280.51	£36.47	34.42	£4.47
3006 - Classroom	Teaching Area:General	48.03	£0.13	76.48	£9.94	810.47	£105.36	16.87	£2.19
3006a - Store	Storage Area/Cupboard	1.17	£0.13	1.01	£0.13	10.72	£1.39	9.16	£1.19
3006b - Store	Storage Area/Cupboard	1.13	£0.13	0.98	£0.13	10.35	£1.35	9.16	£1.19
3006c Lobby	Circulation area (corridors and stairways)	2.13	£0.13	9.72	£1.26	102.95	£13.38	48.33	£6.28
3007 - Teaching Storage	Storage Area/Cupboard	1.71	£0.13	1.48	£0.19	15.67	£2.04	9.16	£1.19
3008 - Classroom	Teaching Area:General	45.84	£0.13	73.00	£9.49	773.52	£100.56	16.87	£2.19
3008a - Store	Storage Area/Cupboard	2.35	£0.13	2.03	£0.26	21.53	£2.80	9.16	£1.19
3023 - Stairs	Circulation area (corridors and stairways)	16.77	£0.13	76.49	£9.94	810.54	£105.37	48.33	£6.28
3042 - Stairs	Circulation area (corridors and stairways)	17.75	£0.13	80.96	£10.52	857.90	£111.53	48.33	£6.28
B001 - Boiler Room	Light Plant Room	67	£0.13	60.66	£7.89	642.77	£83.56	9.59	£1.25
Cupboard - Storage Area/Cupboard	Storage Area/Cupboard	2.66	£0.13	2.30	£0.30	24.37	£3.17	9.16	£1.19
EXT - External Space	External Space	200	£0.13	42.11	£5.47	446.21	£58.01	2.23	£0.29
G000 Lift	Lifts	4.81	£0.13	40.85	£5.31	432.84	£56.27	89.99	£11.70
G001 - Art	Teaching Area:ICT Rich Classroom	86.93	£0.13	368.43	£47.90	3,768.07	£489.85	43.35	£5.63
G001 - Science Laboratory	Teaching Area:Laboratory	86.93	£0.13	433.35	£56.33	4,592.02	£596.96	52.82	£6.87

Space	Activity	Floor Area Served m2	Unit Cost kWh	Consumption for Month kWh	Cost for Month	Consumption Year to Month kWh	Cost Year to Month	Consumption Year to Month per m2 kWh	Cost Year to Month per m2
G002 - Preparation Room	Cellular Office Area	11.67	£0.13	37.90	£4.93	401.66	£52.22	34.42	£4.47
G002 - Teaching Storage	Storage Area/Cupboard	11.67	£0.13	9.00	£1.17	92.00	£11.96	7.88	£1.02
G003 - Teaching Storage	Storage Area/Cupboard	8.33	£0.13	6.42	£0.83	65.67	£8.54	7.88	£1.02
G004 - Art	Teaching Area:ICT Rich Classroom	83.27	£0.13	352.92	£45.88	3,609.43	£469.23	43.35	£5.63
G004 - Science Laboratory	Teaching Area:Laboratory	83.27	£0.13	415.10	£53.96	4,398.68	£571.83	52.82	£6.87
G005 - Corridor	Circulation area (corridors and stairways)	56.73	£0.13	258.75	£33.64	2,741.90	£356.45	48.33	£6.28
G006 - Stairs/Lobby	Circulation area (corridors and stairways)	10.64	£0.13	48.53	£6.31	514.26	£66.85	48.33	£6.28
G007 - Store	Storage Area/Cupboard	2.55	£0.13	2.20	£0.29	23.36	£3.04	9.16	£1.19
G008 - WC	Toilet	25.69	£0.13	69.59	£9.05	737.47	£95.87	28.71	£3.73
G009 - Store	Storage Area/Cupboard	1.74	£0.13	1.50	£0.20	15.94	£2.07	9.16	£1.19
G010 - Art	Teaching Area:ICT Rich Classroom	54.18	£0.13	229.63	£29.85	2,348.49	£305.30	43.35	£5.63
G010 - Classroom	Teaching Area:General	54.18	£0.13	86.28	£11.22	914.25	£118.85	16.87	£2.19
G011 - Art	Teaching Area:ICT Rich Classroom	88.16	£0.13	373.64	£48.57	3,821.39	£496.78	43.35	£5.63
G011 - Laboratory	Teaching Area:Laboratory	88.16	£0.13	439.48	£57.13	4,656.99	£605.41	52.82	£6.87
G012 - Lobby	Circulation area (corridors and stairways)	3.16	£0.13	14.41	£1.87	152.73	£19.85	48.33	£6.28
G013 - Preparation Room	Cellular Office Area	8.53	£0.13	27.71	£3.60	293.59	£38.17	34.42	£4.47
G013 - Staff and Admin. spaces	Cellular Office Area	8.53	£0.13	24.70	£3.21	252.61	£32.84	29.61	£3.85
G014 - Classroom	Teaching Area:General	38	£0.13	60.51	£7.87	641.22	£83.36	16.87	£2.19
G015 - WC	Toilet	25.6	£0.13	69.35	£9.02	734.89	£95.54	28.71	£3.73
G016 - Lobby	Circulation area (corridors and stairways)	2.84	£0.13	12.95	£1.68	137.26	£17.84	48.33	£6.28
G017 - Head Teacher Office	Cellular Office Area	33.4	£0.13	108.48	£14.10	1,149.56	£149.44	34.42	£4.47
G018 - WC	Toilet	3.21	£0.13	8.70	£1.13	92.15	£11.98	28.71	£3.73
G019 - WC	Toilet	11.13	£0.13	30.15	£3.92	319.50	£41.54	28.71	£3.73
G020 - Corridor	Circulation area (corridors and stairways)	21.36	£0.13	97.42	£12.67	1,032.38	£134.21	48.33	£6.28
G021 - Store	Storage Area/Cupboard	0.91	£0.13	0.79	£0.10	8.34	£1.08	9.16	£1.19
G022 - WC	Toilet	10.25	£0.13	27.77	£3.61	294.24	£38.25	28.71	£3.73
G023 - Stairs	Circulation area (corridors and stairways)	5.67	£0.13	25.86	£3.36	274.04	£35.63	48.33	£6.28
G024 - Office	Cellular Office Area	19.81	£0.13	64.34	£8.36	681.82	£88.64	34.42	£4.47
G025 - Corridor	Circulation area (corridors and stairways)	15.49	£0.13	70.65	£9.18	748.67	£97.33	48.33	£6.28

Space	Activity	Floor Area Served m2	Unit Cost kWh	Consumption for Month kWh	Cost for Month	Consumption Year to Month kWh	Cost Year to Month	Consumption Year to Month per m2 kWh	Cost Year to Month per m2
G026 - Classroom	Teaching Area:General	53.95	£0.13	85.91	£11.17	910.37	£118.35	16.87	£2.19
G027 - Office	Cellular Office Area	14.9	£0.13	48.40	£6.29	512.83	£66.67	34.42	£4.47
G028 - Store	Storage Area/Cupboard	2.75	£0.13	2.38	£0.31	25.20	£3.28	9.16	£1.19
G029 - Store	Storage Area/Cupboard	2.9	£0.13	2.51	£0.33	26.57	£3.45	9.16	£1.19
G030 - Store	Storage Area/Cupboard	1.35	£0.13	1.17	£0.15	12.37	£1.61	9.16	£1.19
G030 - Teaching Storage	Storage Area/Cupboard	2.06	£0.13	1.59	£0.21	16.24	£2.11	7.88	£1.02
G031 - Circulation	Circulation area (corridors and stairways)	23.29	£0.13	94.70	£12.31	968.55	£125.91	41.59	£5.41
G032 - Office	Cellular Office Area	20.61	£0.13	66.94	£8.70	709.35	£92.22	34.42	£4.47
G033 - Store	Storage Area/Cupboard	2.06	£0.13	1.78	£0.23	18.87	£2.45	9.16	£1.19
G033 - Teaching Storage	Storage Area/Cupboard	1.35	£0.13	1.04	£0.14	10.64	£1.38	7.88	£1.02
G034 - Circulation	Circulation area (corridors and stairways)	12.88	£0.13	52.37	£6.81	535.63	£69.63	41.59	£5.41
G035 - Circulation	Circulation area (corridors and stairways)	68.48	£0.13	312.34	£40.60	3,309.81	£430.27	48.33	£6.28
G035 - Staff and Admin. spaces	Cellular Office Area	11.29	£0.13	32.69	£4.25	334.34	£43.46	29.61	£3.85
G036 - Office	Cellular Office Area	41.03	£0.13	133.27	£17.32	1,412.17	£183.58	34.42	£4.47
G037 - Office	Cellular Office Area	8.66	£0.13	28.13	£3.66	298.06	£38.75	34.42	£4.47
G038 - Office	Cellular Office Area	7.99	£0.13	25.95	£3.37	275.00	£35.75	34.42	£4.47
G039 - Office	Cellular Office Area	11.53	£0.13	37.45	£4.87	396.84	£51.59	34.42	£4.47
G040 - Store	Storage Area/Cupboard	1.21	£0.13	1.05	£0.14	11.09	£1.44	9.16	£1.19
G041 - Electric	Storage Area/Cupboard	5.17	£0.13	4.47	£0.58	47.37	£6.16	9.16	£1.19
G042 - Stairs/Lobby	Circulation area (corridors and stairways)	18.14	£0.13	82.74	£10.76	876.75	£113.98	48.33	£6.28
G043 - Office	Cellular Office Area	2.56	£0.13	8.31	£1.08	88.11	£11.45	34.42	£4.47
G043 - Teaching Storage	Storage Area/Cupboard	1.51	£0.13	1.16	£0.15	11.90	£1.55	7.88	£1.02
G044 - Medical	Consulting/treatment room	11.15	£0.13	24.81	£3.22	262.86	£34.17	23.57	£3.06
G044 - Staff and Admin. spaces	Cellular Office Area	11.15	£0.13	32.29	£4.20	330.20	£42.93	29.61	£3.85
G045 - Office	Cellular Office Area	15.92	£0.13	51.71	£6.72	547.93	£71.23	34.42	£4.47
G046 - Circulation	Circulation area (corridors and stairways)	43.19	£0.13	175.62	£22.83	1,796.11	£233.49	41.59	£5.41
G047 - Hall	Teaching Area:Dry Sports Hall	194.18	£0.13	252.34	£32.80	2,580.75	£335.50	13.29	£1.73
G048 - Drama	Teaching Area:Studio	56.21	£0.13	73.05	£9.50	747.06	£97.12	13.29	£1.73
G049 - Drama	Teaching Area:Studio	50.26	£0.13	73.26	£9.52	776.34	£100.92	15.45	£2.01

Space	Activity	Floor Area Served m2	Unit Cost kWh	Consumption for Month kWh	Cost for Month	Consumption Year to Month kWh	Cost Year to Month	Consumption Year to Month per m2 kWh	Cost Year to Month per m2
G050 - Drama	Teaching Area:Studio	52.36	£0.13	76.32	£9.92	808.78	£105.14	15.45	£2.01
G051 - Lobby	Circulation area (corridors and stairways)	11.54	£0.13	52.64	£6.84	557.76	£72.51	48.33	£6.28
G052 - Store	Storage Area/Cupboard	3.46	£0.13	2.99	£0.39	31.70	£4.12	9.16	£1.19
G053 - WC	Toilet	4.04	£0.13	10.94	£1.42	115.97	£15.08	28.71	£3.73
G054 - Store	Storage Area/Cupboard	7.49	£0.13	6.48	£0.84	68.63	£8.92	9.16	£1.19
G055 - Duct	Storage Area/Cupboard	0.83	£0.13	0.72	£0.09	7.60	£0.99	9.16	£1.19
G056 - Store	Storage Area/Cupboard	2.07	£0.13	1.79	£0.23	18.97	£2.47	9.16	£1.19
G057 - Store	Storage Area/Cupboard	3.75	£0.13	3.24	£0.42	34.36	£4.47	9.16	£1.19
G058 - Store	Storage Area/Cupboard	3.49	£0.13	3.02	£0.39	31.98	£4.16	9.16	£1.19
G059 - Circulation	Circulation area (corridors and stairways)	32.74	£0.13	133.13	£17.31	1,361.54	£177.00	41.59	£5.41
G060 - Teaching Storage	Storage Area/Cupboard	0.45	£0.13	0.35	£0.05	3.55	£0.46	7.88	£1.02
G061 - Circulation	Circulation area (corridors and stairways)	10.02	£0.13	40.74	£5.30	416.70	£54.17	41.59	£5.41
G062 - Pupil Changing / Toilets	Toilet	2.44	£0.13	5.89	£0.77	60.27	£7.83	24.70	£3.21
G063 - Pupil Changing / Toilets	Toilet	7.36	£0.13	17.77	£2.31	181.79	£23.63	24.70	£3.21
G064 - Pupil Changing / Toilets	Toilet	3.7	£0.13	8.94	£1.16	91.39	£11.88	24.70	£3.21
G065 - Staff and Admin. spaces	Cellular Office Area	11.97	£0.13	34.66	£4.51	354.48	£46.08	29.61	£3.85
G066 - Circulation	Circulation area (corridors and stairways)	6.61	£0.13	26.88	£3.49	274.89	£35.74	41.59	£5.41
G067 - Music	Teaching Area:Music	19.51	£0.13	82.69	£10.75	845.68	£109.94	43.35	£5.63
G068 - Music	Teaching Area:Music	57.43	£0.13	243.40	£31.64	2,489.36	£323.62	43.35	£5.63
G069 - Music	Teaching Area:Music	58.44	£0.13	247.68	£32.20	2,533.14	£329.31	43.35	£5.63
G070 - Music	Teaching Area:Music	23.89	£0.13	101.25	£13.16	1,035.54	£134.62	43.35	£5.63
G071 - Lobby	Circulation area (corridors and stairways)	18.18	£0.13	82.92	£10.78	878.68	£114.23	48.33	£6.28
G072 - Store	Storage Area/Cupboard	3.07	£0.13	2.65	£0.35	28.13	£3.66	9.16	£1.19
G073 - Office	Cellular Office Area	6.88	£0.13	22.35	£2.91	236.80	£30.78	34.42	£4.47
G074 - Office	Cellular Office Area	6.15	£0.13	19.98	£2.60	211.67	£27.52	34.42	£4.47
G075 - Gymnasium	Teaching Area:Fitness Suite/Gym	255.22	£0.13	1,401.95	£182.25	14,856.01	£1,931.28	58.21	£7.57
G076 - Store	Storage Area/Cupboard	15.57	£0.13	13.46	£1.75	142.66	£18.55	9.16	£1.19
G076 - Teaching Storage	Storage Area/Cupboard	11.52	£0.13	8.88	£1.15	90.82	£11.81	7.88	£1.02
G077 - Corridor	Circulation area (corridors and stairways)	19.95	£0.13	90.99	£11.83	964.23	£125.35	48.33	£6.28



Space	Activity	Floor Area Served m2	Unit Cost kWh	Consumption for Month kWh	Cost for Month	Consumption Year to Month kWh	Cost Year to Month	Consumption Year to Month per m2 kWh	Cost Year to Month per m2
G078 - Pupil Changing / Toilets	Toilet	8.72	£0.13	21.06	£2.74	215.38	£28.00	24.70	£3.21
G078 - Store	Storage Area/Cupboard	8.72	£0.13	16.05	£2.09	170.04	£22.10	19.50	£2.53
G079 - Lobby	Circulation area (corridors and stairways)	4.41	£0.13	20.11	£2.61	213.15	£27.71	48.33	£6.28
G080 - Changing Rooms	Changing Area with Shower	34.88	£0.13	76.87	£9.99	814.51	£105.89	23.35	£3.04
G081 - Pupil Changing / Toilets	Changing Area with Shower	13.69	£0.13	26.90	£3.50	275.07	£35.76	20.09	£2.61
G081 - Showers	Changing Area with Shower	13.69	£0.13	30.17	£3.92	319.69	£41.56	23.35	£3.04
G082 - Store	Storage Area/Cupboard	3.07	£0.13	2.65	£0.35	28.13	£3.66	9.16	£1.19
G083 - WC	Toilet	9.62	£0.13	26.06	£3.39	276.16	£35.90	28.71	£3.73
G084 - Lobby	Circulation area (corridors and stairways)	4.94	£0.13	22.53	£2.93	238.76	£31.04	48.33	£6.28
G085 - WC	Toilet	10.06	£0.13	27.25	£3.54	288.79	£37.54	28.71	£3.73
G086 - Changing Rooms	Changing Area with Shower	33.19	£0.13	73.14	£9.51	775.05	£100.76	23.35	£3.04
G087 - Store	Storage Area/Cupboard	2.71	£0.13	2.34	£0.30	24.83	£3.23	9.16	£1.19
G088 - Pupil Changing / Toilets	Changing Area with Shower	13.26	£0.13	26.05	£3.39	266.43	£34.64	20.09	£2.61
G088 - Showers	Changing Area with Shower	13.26	£0.13	29.22	£3.80	309.65	£40.25	23.35	£3.04
G089 - Stairs/Landing	Circulation area (corridors and stairways)	12.23	£0.13	55.78	£7.25	591.11	£76.84	48.33	£6.28
G090 - Store	Storage Area/Cupboard	1.38	£0.13	1.19	£0.16	12.64	£1.64	9.16	£1.19
G091 - Lobby	Circulation area (corridors and stairways)	5.38	£0.13	24.54	£3.19	260.03	£33.80	48.33	£6.28
G092 - Teaching Storage	Storage Area/Cupboard	1.21	£0.13	0.93	£0.12	9.54	£1.24	7.88	£1.02
G093 - Classroom	Teaching Area:General	52.42	£0.13	83.47	£10.85	884.55	£114.99	16.87	£2.19
G094 - WC	Toilet	9.88	£0.13	26.76	£3.48	283.62	£36.87	28.71	£3.73
G095 - Office	Cellular Office Area	8.7	£0.13	28.26	£3.67	299.44	£38.93	34.42	£4.47
G096 - Classroom	Teaching Area:General	51.06	£0.13	81.31	£10.57	861.60	£112.01	16.87	£2.19
G097 - Store	Storage Area/Cupboard	2.01	£0.13	1.74	£0.23	18.42	£2.39	9.16	£1.19
G098 - Corridor	Circulation area (corridors and stairways)	22.74	£0.13	103.72	£13.48	1,099.08	£142.88	48.33	£6.28
G099 - Hall	Teaching Area:Dry Sports Hall	48.93	£0.13	63.58	£8.27	650.30	£84.54	13.29	£1.73
G099 - Meeting Room	Meeting Room	48.93	£0.13	98.18	£12.76	1,040.36	£135.25	21.26	£2.76
G099a Tea Point	Catering: Kitchenette (small appliances, fridge)	5.06	£0.13	105.19	£13.67	1,114.62	£144.90	220.28	£28.64
G100 - Classroom	Teaching Area:General	48.92	£0.13	77.90	£10.13	825.49	£107.31	16.87	£2.19
G101 - Corridor	Circulation area (corridors and stairways)	29.23	£0.13	133.32	£17.33	1,412.76	£183.66	48.33	£6.28

Space	Activity	Floor Area Served m2	Unit Cost kWh	Consumption for Month kWh	Cost for Month	Consumption Year to Month kWh	Cost Year to Month	Consumption Year to Month per m2 kWh	Cost Year to Month per m2
G102 - WC	Toilet	11.37	£0.13	30.80	£4.00	326.39	£42.43	28.71	£3.73
G103 - Ducts	Storage Area/Cupboard	5.44	£0.13	4.70	£0.61	49.84	£6.48	9.16	£1.19
G104 - Electric Store	Storage Area/Cupboard	1.8	£0.13	1.56	£0.20	16.49	£2.14	9.16	£1.19
G105 - Classroom	Teaching Area:General	51.75	£0.13	82.41	£10.71	873.25	£113.52	16.87	£2.19
G106 - Deputy Head	Cellular Office Area	19.78	£0.13	64.25	£8.35	680.79	£88.50	34.42	£4.47
G107 - Classroom	Teaching Area:General	57.8	£0.13	92.04	£11.97	975.34	£126.79	16.87	£2.19
G108 - Store	Storage Area/Cupboard	3.18	£0.13	2.75	£0.36	29.14	£3.79	9.16	£1.19
G109 - Office	Cellular Office Area	22.5	£0.13	73.08	£9.50	774.40	£100.67	34.42	£4.47
G110 - Lobby	Circulation area (corridors and stairways)	14.67	£0.13	66.91	£8.70	709.04	£92.17	48.33	£6.28
G111 - Store	Storage Area/Cupboard	1.35	£0.13	1.17	£0.15	12.37	£1.61	9.16	£1.19
G112 - Office	Cellular Office Area	22.57	£0.13	73.31	£9.53	776.81	£100.99	34.42	£4.47
G113 - WC	Toilet	15.94	£0.13	43.18	£5.61	457.58	£59.49	28.71	£3.73
G114 - Stairs/Landing	Circulation area (corridors and stairways)	26.42	£0.13	120.50	£15.67	1,276.94	£166.00	48.33	£6.28
G115 - Classroom	Teaching Area:General	60.69	£0.13	96.64	£12.56	1,024.10	£133.13	16.87	£2.19
G116 - Office	Cellular Office Area	22.73	£0.13	73.83	£9.60	782.32	£101.70	34.42	£4.47
G117 - IT	Teaching Area:High Density IT Suite	65.16	£0.13	309.78	£40.27	3,282.60	£426.74	50.38	£6.55
G117a - IT	Teaching Area:ICT Rich Classroom	63.97	£0.13	304.12	£39.54	3,222.65	£418.95	50.38	£6.55
G118 - Lobby	Circulation area (corridors and stairways)	18.15	£0.13	82.78	£10.76	877.23	£114.04	48.33	£6.28
G119 - Stairs	Circulation area (corridors and stairways)	18.2	£0.13	83.01	£10.79	879.65	£114.35	48.33	£6.28
G120 - Store	Storage Area/Cupboard	1.44	£0.13	1.25	£0.16	13.19	£1.72	9.16	£1.19
G121 - Art	Teaching Area:ICT Rich Classroom	41.63	£0.13	176.44	£22.94	1,804.50	£234.58	43.35	£5.63
G121 - Classroom	Teaching Area:General	41.63	£0.13	66.29	£8.62	702.48	£91.32	16.87	£2.19
G122 - Art	Teaching Area:ICT Rich Classroom	19.27	£0.13	81.67	£10.62	835.28	£108.59	43.35	£5.63
G123 - Canteen	Catering: Eating/drinking area	252.59	£0.13	714.23	£92.85	7,568.43	£983.90	29.96	£3.90
G124 - Store	Storage Area/Cupboard	3.36	£0.13	2.91	£0.38	30.79	£4.00	9.16	£1.19
G125 - Kitchen	Catering: Full Kitchen Preparing Hot Meals	94.77	£0.13	2,046.28	£266.02	21,683.74	£2,818.89	228.80	£29.74
G126 - Plant	Light Plant Room	30.52	£0.13	27.63	£3.59	292.80	£38.06	9.59	£1.25
G127 - Kitchen	Catering: Kitchenette (small appliances, fridge)	8.49	£0.13	157.34	£20.45	1,609.15	£209.19	189.53	£24.64
G127 - Store	Storage Area/Cupboard	8.49	£0.13	10.14	£1.32	107.46	£13.97	12.66	£1.65

Space	Activity	Floor Area Served m2	Unit Cost kWh	Consumption for Month kWh	Cost for Month	Consumption Year to Month kWh	Cost Year to Month	Consumption Year to Month per m2 kWh	Cost Year to Month per m2
G128 - Kitchen	Catering: Kitchenette (small appliances, fridge)	12.82	£0.13	237.58	£30.89	2,429.84	£315.88	189.53	£24.64
G128 - Store	Storage Area/Cupboard	12.82	£0.13	15.31	£1.99	162.27	£21.10	12.66	£1.65
G129 - Kitchen	Catering: Kitchenette (small appliances, fridge)	3.25	£0.13	60.23	£7.83	615.99	£80.08	189.53	£24.64
G129 - Lobby	Circulation area (corridors and stairways)	3.25	£0.13	15.90	£2.07	168.44	£21.90	51.83	£6.74
G130 - Kitchen	Catering: Kitchenette (small appliances, fridge)	1.19	£0.13	22.05	£2.87	225.55	£29.32	189.53	£24.64
G130 - Store	Storage Area/Cupboard	1.19	£0.13	1.42	£0.18	15.06	£1.96	12.66	£1.65
G131 - Kitchen	Catering: Kitchenette (small appliances, fridge)	4.42	£0.13	81.91	£10.65	837.74	£108.91	189.53	£24.64
G131 - WC	Toilet	4.42	£0.13	8.75	£1.14	92.70	£12.05	20.97	£2.73
G132 - Lobby	Circulation area (corridors and stairways)	17.28	£0.13	78.82	£10.25	835.18	£108.57	48.33	£6.28
G133 - WC	Toilet	16.68	£0.13	45.19	£5.87	478.82	£62.25	28.71	£3.73
G134 - WC	Toilet	15.72	£0.13	42.59	£5.54	451.27	£58.66	28.71	£3.73
G135 - Store	Storage Area/Cupboard	3.76	£0.13	3.25	£0.42	34.45	£4.48	9.16	£1.19
G136 - Pupil Changing / Toilets	Toilet	5.52	£0.13	13.33	£1.73	136.34	£17.72	24.70	£3.21
G136 - Store	Storage Area/Cupboard	5.52	£0.13	10.16	£1.32	107.64	£13.99	19.50	£2.53
G137 - Stairs/Lobby	Circulation area (corridors and stairways)	14.51	£0.13	66.18	£8.60	701.30	£91.17	48.33	£6.28
G138 - Ancillary	Storage Area/Cupboard	3.33	£0.13	2.57	£0.33	26.25	£3.41	7.88	£1.02
G138 - Lift	Lifts	3.33	£0.13	28.28	£3.68	299.66	£38.96	89.99	£11.70
G139 - Lift Motor	Storage Area/Cupboard	3.76	£0.13	3.25	£0.42	34.45	£4.48	9.16	£1.19
G140 - General Teaching	Teaching Area:General	61.52	£0.13	87.34	£11.35	893.21	£116.12	14.52	£1.89
G141 - Store	Storage Area/Cupboard	4.72	£0.13	4.08	£0.53	43.25	£5.62	9.16	£1.19
G142 - Entrance Lobby	Circulation area (corridors and stairways)	18.35	£0.13	83.70	£10.88	886.90	£115.30	48.33	£6.28
G143 - WC	Toilet	2.69	£0.13	7.29	£0.95	77.22	£10.04	28.71	£3.73
G144 - Changing	Changing Area with Shower	36.2	£0.13	79.77	£10.37	845.34	£109.89	23.35	£3.04
G144 - Pupil Changing / Toilets	Changing Area with Shower	38.4	£0.13	75.44	£9.81	771.55	£100.30	20.09	£2.61
G145 - WC	Toilet	3.25	£0.13	8.80	£1.14	93.30	£12.13	28.71	£3.73
G146 - Changing	Changing Area with Shower	38.13	£0.13	84.03	£10.92	890.41	£115.75	23.35	£3.04
G146 - Pupil Changing / Toilets	Changing Area with Shower	42.41	£0.13	83.32	£10.83	852.12	£110.78	20.09	£2.61
G147 - Pupil Changing / Toilets	Toilet	5.99	£0.13	14.47	£1.88	147.95	£19.23	24.70	£3.21
G147 - WC	Toilet	3.4	£0.13	9.21	£1.20	97.60	£12.69	28.71	£3.73

Space	Activity	Floor Area Served m2	Unit Cost kWh	Consumption for Month kWh	Cost for Month	Consumption Year to Month kWh	Cost Year to Month	Consumption Year to Month per m2 kWh	Cost Year to Month per m2
G148 - Ancillary	Storage Area/Cupboard	2.51	£0.13	1.93	£0.25	19.79	£2.57	7.88	£1.02
G148 - Laundry	Storage Area/Cupboard	6.44	£0.13	5.57	£0.72	59.00	£7.67	9.16	£1.19
G149 - PE	Teaching Area:Fitness Suite/Gym	679.37	£0.13	3,326.92	£432.50	34,025.62	£4,423.33	50.08	£6.51
G149 - Sports Hall	Teaching Area:Dry Sports Hall	679.37	£0.13	990.30	£128.74	10,493.86	£1,364.20	15.45	£2.01
G150 - Teaching Storage	Storage Area/Cupboard	19.98	£0.13	15.40	£2.00	157.51	£20.48	7.88	£1.02
G151 - Fitness Suite	Teaching Area:Fitness Suite/Gym	52.13	£0.13	286.36	£37.23	3,034.42	£394.47	58.21	£7.57
G151 - PE	Teaching Area:Fitness Suite/Gym	31.65	£0.13	154.99	£20.15	1,585.16	£206.07	50.08	£6.51
G152 - Lobby	Circulation area (corridors and stairways)	23.37	£0.13	106.59	£13.86	1,129.53	£146.84	48.33	£6.28
G153 - WC	Toilet	2.94	£0.13	7.96	£1.04	84.40	£10.97	28.71	£3.73
G154 - Changing	Changing Area with Shower	6.98	£0.13	15.38	£2.00	163.00	£21.19	23.35	£3.04
G155 - Office	Cellular Office Area	8.62	£0.13	28.00	£3.64	296.68	£38.57	34.42	£4.47
G156 - Cupboard	Storage Area/Cupboard	1.41	£0.13	1.22	£0.16	12.92	£1.68	9.16	£1.19
G157 - Dance	Teaching Area:Studio	200.36	£0.13	292.06	£37.97	3,094.85	£402.33	15.45	£2.01
G157 - Drama	Teaching Area:Studio	223.63	£0.13	290.61	£37.78	2,972.15	£386.38	13.29	£1.73
G157a - Store	Storage Area/Cupboard	22.32	£0.13	19.30	£2.51	204.50	£26.59	9.16	£1.19
G158 - Lobby	Circulation area (corridors and stairways)	4.22	£0.13	19.25	£2.50	203.96	£26.52	48.33	£6.28
G159 - Changing	Toilet	27.42	£0.13	74.28	£9.66	787.13	£102.33	28.71	£3.73
G160 - WC	Toilet	6.65	£0.13	18.01	£2.34	190.90	£24.82	28.71	£3.73
G161 - Plant	Light Plant Room	29.92	£0.13	27.09	£3.52	287.04	£37.32	9.59	£1.25
G162 - Circulation	Circulation area (corridors and stairways)	45.58	£0.13	185.34	£24.09	1,895.51	£246.42	41.59	£5.41
G170 - 6th Form Canteen	Catering: Eating/drinking area	79.34	£0.13	250.51	£32.57	2,654.61	£345.10	33.46	£4.35
G171 - Pupil Entrance	Circulation area (corridors and stairways)	49.9	£0.13	227.60	£29.59	2,411.79	£313.53	48.33	£6.28
G172 - Reception	Cellular Office Area	11.4	£0.13	37.03	£4.81	392.37	£51.01	34.42	£4.47
G173 - General Admin Office	Cellular Office Area	27.7	£0.13	89.97	£11.70	953.38	£123.94	34.42	£4.47
G174 - Chair Store	Storage Area/Cupboard	8.7	£0.13	7.52	£0.98	79.71	£10.36	9.16	£1.19
G175 - Office	Cellular Office Area	8.7	£0.13	28.26	£3.67	299.44	£38.93	34.42	£4.47
G176 - Principal Office/Admin	Cellular Office Area	13.1	£0.13	42.55	£5.53	450.88	£58.61	34.42	£4.47
G177 - Visitors/Waiting	Circulation area (corridors and stairways)	23.9	£0.13	109.01	£14.17	1,155.15	£150.17	48.33	£6.28
G178 - Corridor	Circulation area (corridors and stairways)	12.4	£0.13	56.56	£7.35	599.32	£77.91	48.33	£6.28

Space	Activity	Floor Area Served m2	Unit Cost kWh	Consumption for Month kWh	Cost for Month	Consumption Year to Month kWh	Cost Year to Month	Consumption Year to Month per m2 kWh	Cost Year to Month per m2
G179 - Meeting/General Teaching	Teaching Area:General	67.4	£0.13	107.33	£13.95	1,137.33	£147.85	16.87	£2.19
G180 - Corridor	Circulation area (corridors and stairways)	25.39	£0.13	115.81	£15.05	1,227.16	£159.53	48.33	£6.28
G181 - Interview Room	Cellular Office Area	8.4	£0.13	27.28	£3.55	289.11	£37.58	34.42	£4.47
G182 - General Teaching	Teaching Area:General	68.9	£0.13	109.72	£14.26	1,162.64	£151.14	16.87	£2.19
G183 - Junior Hall	Teaching Area:Dry Sports Hall	252.8	£0.13	368.50	£47.90	3,904.86	£507.63	15.45	£2.01
G184 - Corridor	Circulation area (corridors and stairways)	48.1	£0.13	219.39	£28.52	2,324.79	£302.22	48.33	£6.28
G185 - General Teaching	Teaching Area:General	56.9	£0.13	90.61	£11.78	960.15	£124.82	16.87	£2.19
G186 - Stairs	Circulation area (corridors and stairways)	27.8	£0.13	126.80	£16.48	1,343.64	£174.67	48.33	£6.28
G187 - General Teaching	Teaching Area:General	57.6	£0.13	91.72	£11.92	971.96	£126.36	16.87	£2.19
G188 - General Teaching	Teaching Area:General	56	£0.13	89.18	£11.59	944.96	£122.85	16.87	£2.19
G189 - Stage Area	Stage (theatres and event buildings)	69.4	£0.13	165.60	£21.53	1,754.81	£228.13	25.29	£3.29
G190 - Store	Storage Area/Cupboard	12.1	£0.13	10.46	£1.36	110.86	£14.41	9.16	£1.19
G191 - Props	Storage Area/Cupboard	7.7	£0.13	6.66	£0.87	70.55	£9.17	9.16	£1.19
G192 - Cleaner	Storage Area/Cupboard	2	£0.13	2.39	£0.31	25.32	£3.29	12.66	£1.65
G193 - Corridor	Circulation area (corridors and stairways)	48.43	£0.13	220.89	£28.72	2,340.74	£304.30	48.33	£6.28
G194 - General Teaching/Music	Teaching Area:General	69.7	£0.13	110.99	£14.43	1,176.14	£152.90	16.87	£2.19
G195 - Music Classroom	Teaching Area:Music	65.7	£0.13	312.34	£40.60	3,309.81	£430.28	50.38	£6.55
G196 - Accessible W.C	Toilet	3.5	£0.13	6.93	£0.90	73.40	£9.54	20.97	£2.73
G197 - Music Store	Storage Area/Cupboard	8.4	£0.13	7.26	£0.94	76.96	£10.01	9.16	£1.19
G198 - Practice	Teaching Area:Music	8.5	£0.13	40.41	£5.25	428.21	£55.67	50.38	£6.55
G199 - Practice	Teaching Area:Music	8.9	£0.13	42.31	£5.50	448.36	£58.29	50.38	£6.55
G200 - Practice	Teaching Area:Music	18.6	£0.13	88.43	£11.50	937.02	£121.81	50.38	£6.55
G201 - Recording Studio	Teaching Area:Studio	13.7	£0.13	19.97	£2.60	211.62	£27.51	15.45	£2.01
G202 - Corridor	Circulation area (corridors and stairways)	34.63	£0.13	157.95	£20.53	1,673.75	£217.59	48.33	£6.28
G203 - Music Classroom	Teaching Area:Music	65.6	£0.13	311.87	£40.54	3,304.77	£429.62	50.38	£6.55
G204 - Music Office	Cellular Office Area	11.6	£0.13	37.68	£4.90	399.25	£51.90	34.42	£4.47
G205 - Store	Storage Area/Cupboard	7	£0.13	6.05	£0.79	64.14	£8.34	9.16	£1.19
G206 - Store	Storage Area/Cupboard	7	£0.13	6.05	£0.79	64.14	£8.34	9.16	£1.19
G207 - Corridor	Circulation area (corridors and stairways)	36.92	£0.13	168.40	£21.89	1,784.43	£231.98	48.33	£6.28

Space	Activity	Floor Area Served m2	Unit Cost kWh	Consumption for Month kWh	Cost for Month	Consumption Year to Month kWh	Cost Year to Month	Consumption Year to Month per m2 kWh	Cost Year to Month per m2
G208 - Female Staff/Visitors WC	Toilet	10.1	£0.13	19.99	£2.60	211.82	£27.54	20.97	£2.73
G209 - Male Staff/Visitors WC	Toilet	8.97	£0.13	17.75	£2.31	188.12	£24.46	20.97	£2.73
G210 - Accessible WC	Toilet	3.58	£0.13	7.09	£0.92	75.08	£9.76	20.97	£2.73
G211 - Boiler House & Electrical	Light Plant Room	54.5	£0.13	49.34	£6.41	522.85	£67.97	9.59	£1.25
G212 - Gas Meter	Light Plant Room	8.09	£0.13	7.32	£0.95	77.61	£10.09	9.59	£1.25
G212a Sports Store	Storage Area/Cupboard	15.39	£0.13	13.31	£1.73	141.01	£18.33	9.16	£1.19
G213 - Reception Lobby	Circulation area (corridors and stairways)	34.98	£0.13	159.55	£20.74	1,690.67	£219.79	48.33	£6.28
G214 - Office	Cellular Office Area	10.59	£0.13	34.40	£4.47	364.49	£47.38	34.42	£4.47
G215 - Store	Storage Area/Cupboard	1.72	£0.13	1.49	£0.19	15.76	£2.05	9.16	£1.19
G216 - Male WC	Toilet	13.54	£0.13	26.80	£3.48	283.96	£36.92	20.97	£2.73
G217 - Female WC	Toilet	13.25	£0.13	26.22	£3.41	277.88	£36.12	20.97	£2.73
G218 - Lounge	Lounges	74.69	£0.13	149.86	£19.48	1,588.07	£206.45	21.26	£2.76
G219 - Store	Storage Area/Cupboard	11.9	£0.13	10.29	£1.34	109.03	£14.17	9.16	£1.19
G220 - Café	Catering: Snack Bar with Chilled Cabinets	7.48	£0.13	145.68	£18.94	1,543.68	£200.68	206.37	£26.83
G221 - Office	Cellular Office Area	12.39	£0.13	40.24	£5.23	426.44	£55.44	34.42	£4.47
G222 - Store	Storage Area/Cupboard	2.31	£0.13	2.00	£0.26	21.16	£2.75	9.16	£1.19
G223 - Hall	Teaching Area:Dry Sports Hall	92.54	£0.13	134.89	£17.54	1,429.41	£185.82	15.45	£2.01
G224 - Garage	External Space	40	£0.13	33.69	£4.38	356.97	£46.41	8.92	£1.16
G225 - Classroom	Teaching Area:General	27.26	£0.13	43.41	£5.64	459.99	£59.80	16.87	£2.19
G226 - Office	Cellular Office Area	12.87	£0.13	41.80	£5.43	442.96	£57.58	34.42	£4.47
G227 - Store	Storage Area/Cupboard	2.78	£0.13	2.40	£0.31	25.47	£3.31	9.16	£1.19
G228 - Admin	Cellular Office Area	5.58	£0.13	18.12	£2.36	192.05	£24.97	34.42	£4.47
G229 - Boiler Room	Light Plant Room	8.28	£0.13	7.50	£0.97	79.44	£10.33	9.59	£1.25
G230 - Meters	Light Plant Room	1.58	£0.13	1.43	£0.19	15.16	£1.97	9.59	£1.25
<b>Total</b>		<b>16,754.22</b>		<b>59,676.21</b>	<b>£7,757.91</b>	<b>626,662.58</b>	<b>£81,466.14</b>		

**Appendix 4: Individual school K2N Example: gas**

Space	Activity	Gas							
		Floor Area Served m2	Unit Cost kWh	Consumption for Month kWh	Cost for Month	Consumption Year to Month kWh	Cost Year to Month	Consumption Year to Month per m2 kWh	Cost Year to Month per m2
1000 Lift	Lifts	4.39	£0.05	7.82	£0.39	299.82	£14.99	68.30	£3.41
1001 - Economics Seminar Room	Teaching Area:General	57.48	£0.05	102.38	£5.12	3,925.71	£196.29	68.30	£3.41
1001 - General Teaching	Teaching Area:General	57.48	£0.05	580.65	£29.03	3,847.19	£192.36	66.93	£3.35
1002 - Store	Storage Area/Cupboard	1.37	£0.05	2.44	£0.12	93.57	£4.68	68.30	£3.41
1003 - Corridor	Circulation area (corridors and stairways)	10.52	£0.05	18.74	£0.94	718.48	£35.92	68.30	£3.41
1004 - IT	Teaching Area:High Density IT Suite	68.63	£0.05	122.24	£6.11	4,687.22	£234.36	68.30	£3.41
1005 - Lobby	Circulation area (corridors and stairways)	16.13	£0.05	28.73	£1.44	1,101.63	£55.08	68.30	£3.41
1006 - Stairs	Circulation area (corridors and stairways)	14.58	£0.05	25.97	£1.30	995.77	£49.79	68.30	£3.41
1007 - Library	Teaching Area:Learning Resource Centre	194.54	£0.05	346.51	£17.33	13,286.48	£664.32	68.30	£3.41
1008 - Store	Storage Area/Cupboard	1.08	£0.05	1.92	£0.10	73.76	£3.69	68.30	£3.41
1009 - Staff and Admin. spaces	Cellular Office Area	7.2	£0.05	12.82	£0.64	491.74	£24.59	68.30	£3.41
1010 - Laboratory	Teaching Area:Laboratory	88.26	£0.05	157.21	£7.86	6,027.88	£301.39	68.30	£3.41
1011 - Lab Technician	Cellular Office Area	13.72	£0.05	24.44	£1.22	937.03	£46.85	68.30	£3.41
1012 - Store	Storage Area/Cupboard	3.44	£0.05	6.13	£0.31	234.94	£11.75	68.30	£3.41
1013 - Laboratory	Teaching Area:Laboratory	90.93	£0.05	161.96	£8.10	6,210.24	£310.51	68.30	£3.41
1014 - Corridor	Circulation area (corridors and stairways)	23.09	£0.05	41.13	£2.06	1,576.98	£78.85	68.30	£3.41
1015 - Office	Cellular Office Area	16.71	£0.05	29.76	£1.49	1,141.24	£57.06	68.30	£3.41
1016 - Office	Cellular Office Area	13.97	£0.05	24.88	£1.24	954.11	£47.71	68.30	£3.41
1017 - Office	Cellular Office Area	13.13	£0.05	23.39	£1.17	896.74	£44.84	68.30	£3.41
1018 - Classroom	Teaching Area:General	47.14	£0.05	83.97	£4.20	3,219.52	£160.98	68.30	£3.41
1018a - Store	Storage Area/Cupboard	8.02	£0.05	14.29	£0.71	547.74	£27.39	68.30	£3.41
1019 - Corridor	Circulation area (corridors and stairways)	33.46	£0.05	59.60	£2.98	2,285.21	£114.26	68.30	£3.41
1020 - Office	Cellular Office Area	17.75	£0.05	31.62	£1.58	1,212.27	£60.61	68.30	£3.41
1021 - Office	Cellular Office Area	8.03	£0.05	14.30	£0.72	548.42	£27.42	68.30	£3.41
1022 - Circulation	Circulation area (corridors and stairways)	12.55	£0.05	22.35	£1.12	857.13	£42.86	68.30	£3.41
1023 - Stairs	Circulation area (corridors and stairways)	11.63	£0.05	20.72	£1.04	794.29	£39.71	68.30	£3.41

Space	Activity	Floor Area Served m2	Unit Cost kWh	Consumption for Month kWh	Cost for Month	Consumption Year to Month kWh	Cost Year to Month	Consumption Year to Month per m2 kWh	Cost Year to Month per m2
1024 - Lobby	Circulation area (corridors and stairways)	0.81	£0.05	1.44	£0.07	55.32	£2.77	68.30	£3.41
1025 - WC	Toilet	8.26	£0.05	29.43	£1.47	1,128.26	£56.41	136.59	£6.83
1026 - General Teaching	Teaching Area:General	46.9	£0.05	473.78	£23.69	3,139.06	£156.95	66.93	£3.35
1026 - Office	Cellular Office Area	46.9	£0.05	83.54	£4.18	3,203.12	£160.16	68.30	£3.41
1027 - Store	Storage Area/Cupboard	0.84	£0.05	1.50	£0.07	57.37	£2.87	68.30	£3.41
1028 - Student Advice Office	Cellular Office Area	16.68	£0.05	29.71	£1.49	1,139.19	£56.96	68.30	£3.41
1029 - Classroom	Teaching Area:General	45.3	£0.05	80.69	£4.03	3,093.85	£154.69	68.30	£3.41
1029 - Staff and Admin. spaces	Cellular Office Area	88.85	£0.05	897.55	£44.88	5,946.81	£297.34	66.93	£3.35
1029a - Classroom	Teaching Area:General	42.7	£0.05	76.06	£3.80	2,916.28	£145.81	68.30	£3.41
1030 - Corridor	Circulation area (corridors and stairways)	15.84	£0.05	28.21	£1.41	1,081.82	£54.09	68.30	£3.41
1031 - Classroom	Teaching Area:General	48	£0.05	85.50	£4.27	3,278.25	£163.91	68.30	£3.41
1032 - Stairs	Circulation area (corridors and stairways)	13.36	£0.05	23.80	£1.19	912.45	£45.62	68.30	£3.41
1033 - Corridor	Circulation area (corridors and stairways)	30.37	£0.05	54.09	£2.70	2,074.18	£103.71	68.30	£3.41
1034 - Corridor	Circulation area (corridors and stairways)	5.32	£0.05	9.48	£0.47	363.34	£18.17	68.30	£3.41
1035 - Classroom	Teaching Area:General	52.65	£0.05	93.78	£4.69	3,595.83	£179.79	68.30	£3.41
1036 - Classroom	Teaching Area:General	52.72	£0.05	93.90	£4.70	3,600.61	£180.03	68.30	£3.41
1037 - Store	Storage Area/Cupboard	1.77	£0.05	3.15	£0.16	120.89	£6.04	68.30	£3.41
1038 - Classroom	Teaching Area:General	9.08	£0.05	16.17	£0.81	620.14	£31.01	68.30	£3.41
1039 - Classroom	Teaching Area:General	9.3	£0.05	16.57	£0.83	635.16	£31.76	68.30	£3.41
1040 - Corridor	Circulation area (corridors and stairways)	41.83	£0.05	74.51	£3.73	2,856.86	£142.84	68.30	£3.41
1041 - Store	Storage Area/Cupboard	19.49	£0.05	34.72	£1.74	1,331.11	£66.56	68.30	£3.41
1042 - Stairs	Circulation area (corridors and stairways)	11.78	£0.05	20.98	£1.05	804.54	£40.23	68.30	£3.41
1043 - Classroom	Teaching Area:General	43.1	£0.05	76.77	£3.84	2,943.60	£147.18	68.30	£3.41
1044 - Store	Storage Area/Cupboard	21.3	£0.05	37.94	£1.90	1,454.72	£72.74	68.30	£3.41
1045 - Office	Cellular Office Area	9.46	£0.05	16.85	£0.84	646.09	£32.30	68.30	£3.41
1046 - Office	Cellular Office Area	12.1	£0.05	21.55	£1.08	826.39	£41.32	68.30	£3.41
1047 - Office	Cellular Office Area	11.32	£0.05	20.16	£1.01	773.12	£38.66	68.30	£3.41
1048 - Office	Cellular Office Area	12.93	£0.05	23.03	£1.15	883.08	£44.15	68.30	£3.41
1049 - Classroom	Teaching Area:General	42.43	£0.05	75.58	£3.78	2,897.84	£144.89	68.30	£3.41



Space	Activity	Floor Area Served m2	Unit Cost kWh	Consumption for Month kWh	Cost for Month	Consumption Year to Month kWh	Cost Year to Month	Consumption Year to Month per m2 kWh	Cost Year to Month per m2
1050 - Classroom	Teaching Area:General	55.53	£0.05	98.91	£4.95	3,792.53	£189.63	68.30	£3.41
1051 - Store	Storage Area/Cupboard	7.12	£0.05	12.68	£0.63	486.27	£24.31	68.30	£3.41
1052 - Store	Storage Area/Cupboard	6.76	£0.05	12.04	£0.60	461.69	£23.08	68.30	£3.41
1053 - Corridor	Circulation area (corridors and stairways)	42.87	£0.05	76.36	£3.82	2,927.89	£146.39	68.30	£3.41
1054 - Store	Storage Area/Cupboard	2.93	£0.05	5.22	£0.26	200.11	£10.01	68.30	£3.41
1055 - Store	Storage Area/Cupboard	1.77	£0.05	3.15	£0.16	120.89	£6.04	68.30	£3.41
1056 - Classroom	Teaching Area:General	53.33	£0.05	94.99	£4.75	3,642.27	£182.11	68.30	£3.41
1057 - Classroom	Teaching Area:General	53.51	£0.05	95.31	£4.77	3,654.57	£182.73	68.30	£3.41
1058 - Corridor	Circulation area (corridors and stairways)	22.17	£0.05	39.49	£1.97	1,514.14	£75.71	68.30	£3.41
1059 - Classroom	Teaching Area:General	64.03	£0.05	114.05	£5.70	4,373.05	£218.65	68.30	£3.41
1060 - Classroom	Teaching Area:General	20.75	£0.05	36.96	£1.85	1,417.16	£70.86	68.30	£3.41
1061 - Lobby	Circulation area (corridors and stairways)	5.94	£0.05	10.58	£0.53	405.68	£20.28	68.30	£3.41
1062 - Hall	Teaching Area:Dry Sports Hall	215.43	£0.05	364.51	£18.23	13,976.42	£698.82	64.88	£3.24
1063 - Corridor	Circulation area (corridors and stairways)	37.98	£0.05	67.65	£3.38	2,593.92	£129.70	68.30	£3.41
1064 - Store	Storage Area/Cupboard	2.92	£0.05	5.20	£0.26	199.43	£9.97	68.30	£3.41
1065 - Classroom	Teaching Area:General	43.38	£0.05	77.27	£3.86	2,962.72	£148.14	68.30	£3.41
1066 - IT	Teaching Area:High Density IT Suite	63.15	£0.05	112.48	£5.62	4,312.95	£215.65	68.30	£3.41
1067 - Store	Storage Area/Cupboard	11.39	£0.05	20.29	£1.01	777.90	£38.90	68.30	£3.41
1068 - IT	Teaching Area:High Density IT Suite	55.76	£0.05	99.32	£4.97	3,808.24	£190.41	68.30	£3.41
1069 - Office	Cellular Office Area	7.03	£0.05	12.52	£0.63	480.13	£24.01	68.30	£3.41
1070 - Needlecraft/Textiles	Teaching Area:Workshop	72.03	£0.05	727.64	£36.38	4,821.03	£241.05	66.93	£3.35
1070 - Staff Room	Cellular Office Area	72.03	£0.05	128.30	£6.41	4,919.43	£245.97	68.30	£3.41
1071 - Teaching Storage	Storage Area/Cupboard	7.66	£0.05	77.38	£3.87	512.69	£25.63	66.93	£3.35
1072 - Corridor	Circulation area (corridors and stairways)	32.03	£0.05	57.05	£2.85	2,187.55	£109.38	68.30	£3.41
1073 - Plant	Light Plant Room	6.76	£0.05	12.04	£0.60	461.69	£23.08	68.30	£3.41
1074 - Classroom	Teaching Area:General	62.39	£0.05	222.26	£11.11	8,522.09	£426.10	136.59	£6.83
1074 - Heavy Practical/Cookery	Teaching Area:Food Technology	62.39	£0.05	1,260.51	£63.03	8,351.64	£417.58	133.86	£6.69
1075 - Office	Cellular Office Area	3.54	£0.05	6.31	£0.32	241.77	£12.09	68.30	£3.41
1075 - Teaching Storage	Storage Area/Cupboard	10.74	£0.05	108.49	£5.42	718.84	£35.94	66.93	£3.35

Space	Activity	Floor Area Served m2	Unit Cost kWh	Consumption for Month kWh	Cost for Month	Consumption Year to Month kWh	Cost Year to Month	Consumption Year to Month per m2 kWh	Cost Year to Month per m2
1075a Store	Storage Area/Cupboard	1.98	£0.05	3.53	£0.18	135.23	£6.76	68.30	£3.41
1076 - Office	Cellular Office Area	9.5	£0.05	16.92	£0.85	648.82	£32.44	68.30	£3.41
1077 - Heavy Practical/Cookery	Teaching Area:Food Technology	66.65	£0.05	1,346.57	£67.33	8,921.89	£446.09	133.86	£6.69
1077 - Kitchen	Teaching Area:Food Technology	66.65	£0.05	237.43	£11.87	9,103.98	£455.20	136.59	£6.83
1078 - Store	Storage Area/Cupboard	14.15	£0.05	25.20	£1.26	966.40	£48.32	68.30	£3.41
1079 - Store	Storage Area/Cupboard	3.82	£0.05	6.80	£0.34	260.89	£13.04	68.30	£3.41
1079a Store	Storage Area/Cupboard	1.84	£0.05	3.28	£0.16	125.67	£6.28	68.30	£3.41
1080 - Heavy Practical/Cookery	Teaching Area:Food Technology	83.21	£0.05	1,681.15	£84.06	11,138.64	£556.93	133.86	£6.69
1080 - Kitchen	Teaching Area:Food Technology	83.21	£0.05	296.43	£14.82	11,365.97	£568.30	136.59	£6.83
1081 - Store	Storage Area/Cupboard	9.43	£0.05	16.80	£0.84	644.04	£32.20	68.30	£3.41
1082 - Corridor	Circulation area (corridors and stairways)	24.13	£0.05	42.98	£2.15	1,648.00	£82.40	68.30	£3.41
1083 - Store	Storage Area/Cupboard	9.2	£0.05	16.39	£0.82	628.33	£31.42	68.30	£3.41
1084 - IT	Teaching Area:High Density IT Suite	62.36	£0.05	111.07	£5.55	4,258.99	£212.95	68.30	£3.41
1085 - Store	Storage Area/Cupboard	7.4	£0.05	13.18	£0.66	505.40	£25.27	68.30	£3.41
1086 - Tech	Teaching Area:Workshop	169.24	£0.05	301.45	£15.07	11,558.57	£577.93	68.30	£3.41
1087 - Store	Storage Area/Cupboard	6.82	£0.05	12.15	£0.61	465.78	£23.29	68.30	£3.41
1088 - Teaching Storage	Storage Area/Cupboard	5.05	£0.05	51.01	£2.55	338.00	£16.90	66.93	£3.35
1089 - Circulation	Circulation area (corridors and stairways)	6.79	£0.05	68.59	£3.43	454.46	£22.72	66.93	£3.35
1090 - Store	Storage Area/Cupboard	7.34	£0.05	13.07	£0.65	501.30	£25.06	68.30	£3.41
1091 - Store	Storage Area/Cupboard	2.33	£0.05	4.15	£0.21	159.13	£7.96	68.30	£3.41
1092 - IT	Teaching Area:High Density IT Suite	108.85	£0.05	193.88	£9.69	7,434.12	£371.71	68.30	£3.41
1093 - Corridor	Circulation area (corridors and stairways)	33.4	£0.05	59.49	£2.97	2,281.12	£114.06	68.30	£3.41
1094 - Stairs/Lobby	Circulation area (corridors and stairways)	20.03	£0.05	35.68	£1.78	1,367.99	£68.40	68.30	£3.41
1095 - Store	Storage Area/Cupboard	2.12	£0.05	3.78	£0.19	144.79	£7.24	68.30	£3.41
1096 - Teaching Storage	Storage Area/Cupboard	1.34	£0.05	13.54	£0.68	89.69	£4.48	66.93	£3.35
1097 - Tech Store	Storage Area/Cupboard	9.22	£0.05	16.42	£0.82	629.70	£31.48	68.30	£3.41
1098 - Office	Cellular Office Area	16.49	£0.05	29.37	£1.47	1,126.22	£56.31	68.30	£3.41

Space	Activity	Floor Area Served m2	Unit Cost kWh	Consumption for Month kWh	Cost for Month	Consumption Year to Month kWh	Cost Year to Month	Consumption Year to Month per m2 kWh	Cost Year to Month per m2
1099 - Technology	Teaching Area:High Density IT Suite	85.11	£0.05	151.60	£7.58	5,812.75	£290.64	68.30	£3.41
1100 - Store	Storage Area/Cupboard	9.01	£0.05	16.05	£0.80	615.36	£30.77	68.30	£3.41
1101 - Corridor	Circulation area (corridors and stairways)	7.52	£0.05	13.39	£0.67	513.59	£25.68	68.30	£3.41
1102 - Heavy Practical/Cookery	Teaching Area:Food Technology	73.35	£0.05	1,481.94	£74.10	9,818.76	£490.94	133.86	£6.69
1102 - Technology Lab	Teaching Area:Workshop	73.35	£0.05	261.30	£13.07	10,019.16	£500.96	136.59	£6.83
1103 - Dust Extract	Storage Area/Cupboard	10.32	£0.05	18.38	£0.92	704.82	£35.24	68.30	£3.41
1104 - Corridor	Circulation area (corridors and stairways)	25.8	£0.05	45.95	£2.30	1,762.06	£88.10	68.30	£3.41
1105 - Ancillary	Storage Area/Cupboard	1.13	£0.05	11.42	£0.57	75.63	£3.78	66.93	£3.35
1105 - Cupboard	Storage Area/Cupboard	2.01	£0.05	3.58	£0.18	137.28	£6.86	68.30	£3.41
1106 - Classroom	Teaching Area:General	107.35	£0.05	191.21	£9.56	7,331.67	£366.58	68.30	£3.41
1107 - Technology lab	Teaching Area:Workshop	89.37	£0.05	159.18	£7.96	6,103.69	£305.18	68.30	£3.41
1108 - Teaching Storage	Storage Area/Cupboard	6.09	£0.05	10.85	£0.54	415.93	£20.80	68.30	£3.41
1108a Store?	Storage Area/Cupboard	6.09	£0.05	10.85	£0.54	415.93	£20.80	68.30	£3.41
1109 - Ancillary	Storage Area/Cupboard	3.59	£0.05	36.27	£1.81	240.28	£12.01	66.93	£3.35
1110 - Corridor	Circulation area (corridors and stairways)	34.14	£0.05	60.81	£3.04	2,331.66	£116.58	68.30	£3.41
1111 - Classroom	Teaching Area:General	56.85	£0.05	101.26	£5.06	3,882.68	£194.13	68.30	£3.41
1112 - Classroom	Teaching Area:General	56.91	£0.05	101.37	£5.07	3,886.78	£194.34	68.30	£3.41
1113 - Classroom	Teaching Area:General	64.03	£0.05	114.05	£5.70	4,373.05	£218.65	68.30	£3.41
1114 - Circulation	Circulation area (corridors and stairways)	18.7	£0.05	33.31	£1.67	1,277.15	£63.86	68.30	£3.41
1115 - Office	Cellular Office Area	21.28	£0.05	37.90	£1.90	1,453.36	£72.67	68.30	£3.41
1116 - Classroom	Teaching Area:General	69.26	£0.05	123.37	£6.17	4,730.24	£236.51	68.30	£3.41
1117 - Office	Cellular Office Area	10.13	£0.05	18.04	£0.90	691.85	£34.59	68.30	£3.41
1117 - Teaching Storage	Storage Area/Cupboard	10.13	£0.05	102.33	£5.12	678.01	£33.90	66.93	£3.35
1118 - Photocopy	Cellular Office Area	5.5	£0.05	9.80	£0.49	375.63	£18.78	68.30	£3.41
1119 - Stairs	Circulation area (corridors and stairways)	18.56	£0.05	33.06	£1.65	1,267.59	£63.38	68.30	£3.41
1120 - Store	Storage Area/Cupboard	4.25	£0.05	7.57	£0.38	290.26	£14.51	68.30	£3.41
1121 - Art Room 1	Teaching Area:ICT Rich Classroom	91.73	£0.05	326.78	£16.34	12,529.75	£626.49	136.59	£6.83
1121 - WC	Toilet	7.61	£0.05	27.11	£1.36	1,039.48	£51.97	136.59	£6.83
1122 - Store	Storage Area/Cupboard	7.05	£0.05	12.56	£0.63	481.49	£24.07	68.30	£3.41

Space	Activity	Floor Area Served m2	Unit Cost kWh	Consumption for Month kWh	Cost for Month	Consumption Year to Month kWh	Cost Year to Month	Consumption Year to Month per m2 kWh	Cost Year to Month per m2
1122 - WC	Toilet	7.25	£0.05	25.83	£1.29	990.31	£49.52	136.59	£6.83
1123 - Corridor	Circulation area (corridors and stairways)	22.81	£0.05	40.63	£2.03	1,557.85	£77.89	68.30	£3.41
1124 - Kiln Room	Teaching Area:Workshop	13.71	£0.05	24.42	£1.22	936.35	£46.82	68.30	£3.41
1125 - Art Room	Teaching Area:ICT Rich Classroom	13.79	£0.05	24.56	£1.23	941.81	£47.09	68.30	£3.41
1126 - Art Room	Teaching Area:ICT Rich Classroom	13.47	£0.05	23.99	£1.20	919.96	£46.00	68.30	£3.41
1127 - Accessible WC	Toilet	5.35	£0.05	19.06	£0.95	730.78	£36.54	136.59	£6.83
1128 - Toilets	Toilet	11.4	£0.05	40.61	£2.03	1,557.17	£77.86	136.59	£6.83
1129 - Art Room 2	Teaching Area:ICT Rich Classroom	91.25	£0.05	325.07	£16.25	12,464.18	£623.21	136.59	£6.83
1130 - Store	Storage Area/Cupboard	4.66	£0.05	8.30	£0.42	318.26	£15.91	68.30	£3.41
1131 - Corridor	Circulation area (corridors and stairways)	32.24	£0.05	57.43	£2.87	2,201.89	£110.09	68.30	£3.41
1132 - Art Room 3	Teaching Area:ICT Rich Classroom	90.25	£0.05	321.50	£16.08	12,327.59	£616.38	136.59	£6.83
1133 - Store	Storage Area/Cupboard	6.77	£0.05	12.06	£0.60	462.37	£23.12	68.30	£3.41
1137 - Stairs/Lobby	Circulation area (corridors and stairways)	41.87	£0.05	74.58	£3.73	2,859.59	£142.98	68.30	£3.41
1138 - Ancillary	Storage Area/Cupboard	3.51	£0.05	35.46	£1.77	234.93	£11.75	66.93	£3.35
1138 - Lift	Lifts	3.51	£0.05	6.25	£0.31	239.72	£11.99	68.30	£3.41
1186 - Staircase	Circulation area (corridors and stairways)	26.96	£0.05	48.02	£2.40	1,841.28	£92.06	68.30	£3.41
2000 Lift	Lifts	3.76	£0.05	6.70	£0.33	256.80	£12.84	68.30	£3.41
2001 - WC	Toilet	12.68	£0.05	45.17	£2.26	1,732.01	£86.60	136.59	£6.83
2002 - Classroom	Teaching Area:General	42.66	£0.05	75.99	£3.80	2,913.55	£145.68	68.30	£3.41
2002 - General Teaching	Teaching Area:General	45.69	£0.05	461.55	£23.08	3,058.07	£152.90	66.93	£3.35
2002a - Store	Storage Area/Cupboard	1.17	£0.05	2.08	£0.10	79.91	£4.00	68.30	£3.41
2002b - Store	Storage Area/Cupboard	1.13	£0.05	2.01	£0.10	77.18	£3.86	68.30	£3.41
2003 - Classroom	Teaching Area:General	45.84	£0.05	81.65	£4.08	3,130.73	£156.54	68.30	£3.41
2003 - General Teaching	Teaching Area:General	48.56	£0.05	490.55	£24.53	3,250.16	£162.51	66.93	£3.35
2003a - Store	Storage Area/Cupboard	2.35	£0.05	4.19	£0.21	160.50	£8.02	68.30	£3.41
2004 - Store	Storage Area/Cupboard	7.18	£0.05	12.79	£0.64	490.37	£24.52	68.30	£3.41
2004 - Teaching Storage	Storage Area/Cupboard	8.18	£0.05	82.63	£4.13	547.49	£27.37	66.93	£3.35
2005 - Classroom	Teaching Area:General	45.68	£0.05	81.36	£4.07	3,119.80	£155.99	68.30	£3.41
2005 - General Teaching	Teaching Area:General	48.16	£0.05	486.50	£24.33	3,223.39	£161.17	66.93	£3.35

Space	Activity	Floor Area Served m2	Unit Cost kWh	Consumption for Month kWh	Cost for Month	Consumption Year to Month kWh	Cost Year to Month	Consumption Year to Month per m2 kWh	Cost Year to Month per m2
2006 - Teaching Storage	Storage Area/Cupboard	1.8	£0.05	18.18	£0.91	120.48	£6.02	66.93	£3.35
2007 - Classroom	Teaching Area:General	43	£0.05	76.59	£3.83	2,936.77	£146.84	68.30	£3.41
2007 - General Teaching	Teaching Area:General	46.06	£0.05	465.29	£23.26	3,082.84	£154.14	66.93	£3.35
2007a - Store	Storage Area/Cupboard	5.14	£0.05	9.16	£0.46	351.05	£17.55	68.30	£3.41
2008 - Corridor	Circulation area (corridors and stairways)	41.71	£0.05	74.29	£3.71	2,848.66	£142.43	68.30	£3.41
2009 - SEN	Teaching Area:Sensory Room	22.9	£0.05	40.79	£2.04	1,564.00	£78.20	68.30	£3.41
2010 - WC	Toilet	14.1	£0.05	50.23	£2.51	1,925.97	£96.30	136.59	£6.83
2011 - SEN	Teaching Area:Sensory Room	11.65	£0.05	20.75	£1.04	795.66	£39.78	68.30	£3.41
2012 - Learning Support	Cellular Office Area	5.8	£0.05	10.33	£0.52	396.12	£19.81	68.30	£3.41
2012 - Staff and Admin. spaces	Cellular Office Area	5.8	£0.05	58.59	£2.93	388.20	£19.41	66.93	£3.35
2013 - Store	Storage Area/Cupboard	1.32	£0.05	2.35	£0.12	90.15	£4.51	68.30	£3.41
2014 - WC	Toilet	15.32	£0.05	54.58	£2.73	2,092.62	£104.63	136.59	£6.83
2015 - SEN	Teaching Area:Sensory Room	15.21	£0.05	27.09	£1.35	1,038.80	£51.94	68.30	£3.41
2016 - SEN	Teaching Area:Sensory Room	46.03	£0.05	81.99	£4.10	3,143.71	£157.19	68.30	£3.41
2017 - SEN	Teaching Area:Sensory Room	26.32	£0.05	46.88	£2.34	1,797.57	£89.88	68.30	£3.41
2018 - Corridor	Circulation area (corridors and stairways)	28.94	£0.05	51.55	£2.58	1,976.51	£98.83	68.30	£3.41
2019 - Classroom	Teaching Area:General	52.45	£0.05	93.42	£4.67	3,582.17	£179.11	68.30	£3.41
2020 - IT	Teaching Area:High Density IT Suite	31.9	£0.05	56.82	£2.84	2,178.67	£108.93	68.30	£3.41
2021 - Store	Storage Area/Cupboard	2.95	£0.05	5.25	£0.26	201.48	£10.07	68.30	£3.41
2022 - Classroom	Teaching Area:General	40.5	£0.05	72.14	£3.61	2,766.02	£138.30	68.30	£3.41
2023 - Circulation	Circulation area (corridors and stairways)	17.71	£0.05	31.54	£1.58	1,209.54	£60.48	68.30	£3.41
2024 - Office	Cellular Office Area	12.96	£0.05	23.08	£1.15	885.13	£44.26	68.30	£3.41
2025 - Corridor	Circulation area (corridors and stairways)	50.18	£0.05	89.38	£4.47	3,427.14	£171.36	68.30	£3.41
2026 - Classroom	Teaching Area:General	64.48	£0.05	114.85	£5.74	4,403.78	£220.19	68.30	£3.41
2027 - House Keeping	Storage Area/Cupboard	14.05	£0.05	25.03	£1.25	959.57	£47.98	68.30	£3.41
2028 - Store	Storage Area/Cupboard	1.53	£0.05	2.73	£0.14	104.49	£5.22	68.30	£3.41
2029 - Store	Storage Area/Cupboard	19.84	£0.05	35.34	£1.77	1,355.01	£67.75	68.30	£3.41
2030 - Classroom	Teaching Area:General	58.02	£0.05	103.34	£5.17	3,962.59	£198.13	68.30	£3.41
2030 - IT	Teaching Area:High Density IT Suite	58.02	£0.05	586.11	£29.31	3,883.33	£194.17	66.93	£3.35

Space	Activity	Floor Area Served m2	Unit Cost kWh	Consumption for Month kWh	Cost for Month	Consumption Year to Month kWh	Cost Year to Month	Consumption Year to Month per m2 kWh	Cost Year to Month per m2
2031 - Office	Cellular Office Area	12.41	£0.05	22.10	£1.11	847.56	£42.38	68.30	£3.41
2032 - Circulation	Circulation area (corridors and stairways)	17.34	£0.05	30.89	£1.54	1,184.27	£59.21	68.30	£3.41
2033 - Classroom	Teaching Area:General	60.19	£0.05	107.21	£5.36	4,110.79	£205.54	68.30	£3.41
2034 - Office	Cellular Office Area	11.89	£0.05	21.18	£1.06	812.05	£40.60	68.30	£3.41
2035 - Laboratory	Teaching Area:Laboratory	86.29	£0.05	153.70	£7.68	5,893.34	£294.67	68.30	£3.41
2036 - Preparation Room	Teaching Area:Laboratory	23.79	£0.05	42.37	£2.12	1,624.78	£81.24	68.30	£3.41
2036 - Staff and Admin. spaces	Cellular Office Area	23.79	£0.05	240.32	£12.02	1,592.29	£79.61	66.93	£3.35
2037 - Corridor	Circulation area (corridors and stairways)	35.23	£0.05	62.75	£3.14	2,406.10	£120.30	68.30	£3.41
2038 - Laboratory	Teaching Area:Laboratory	80.19	£0.05	142.83	£7.14	5,476.73	£273.84	68.30	£3.41
2039 - Store	Storage Area/Cupboard	5.66	£0.05	10.08	£0.50	386.56	£19.33	68.30	£3.41
2040 - Laboratory	Teaching Area:Laboratory	89.03	£0.05	158.58	£7.93	6,080.47	£304.02	68.30	£3.41
2041 - Store	Storage Area/Cupboard	7.87	£0.05	14.02	£0.70	537.50	£26.87	68.30	£3.41
2041a Office	Cellular Office Area	5.4	£0.05	9.62	£0.48	368.80	£18.44	68.30	£3.41
2042 - Stairs	Circulation area (corridors and stairways)	17.75	£0.05	31.62	£1.58	1,212.27	£60.61	68.30	£3.41
2043 - Preparation Room	Teaching Area:Laboratory	34.2	£0.05	60.92	£3.05	2,335.75	£116.79	68.30	£3.41
2043 - Staff and Admin. spaces	Cellular Office Area	34.2	£0.05	345.48	£17.27	2,289.04	£114.45	66.93	£3.35
2044 - Teaching Storage	Storage Area/Cupboard	4.35	£0.05	43.94	£2.20	291.15	£14.56	66.93	£3.35
2045 - Science Office	Cellular Office Area	20.57	£0.05	36.64	£1.83	1,404.87	£70.24	68.30	£3.41
2046 - Laboratory	Teaching Area:Laboratory	86.65	£0.05	154.34	£7.72	5,917.93	£295.90	68.30	£3.41
2047 - Corridor	Circulation area (corridors and stairways)	50.62	£0.05	90.16	£4.51	3,457.19	£172.86	68.30	£3.41
2047a - Counselling Room	Consulting/treatment room	4.95	£0.05	8.82	£0.44	338.07	£16.90	68.30	£3.41
2048 - Store	Storage Area/Cupboard	3.76	£0.05	6.70	£0.33	256.80	£12.84	68.30	£3.41
2049 - Laboratory	Teaching Area:Laboratory	93.85	£0.05	167.16	£8.36	6,409.66	£320.48	68.30	£3.41
2050 - Laboratory	Teaching Area:Laboratory	88	£0.05	156.74	£7.84	6,010.13	£300.51	68.30	£3.41
2051 - Corridor	Circulation area (corridors and stairways)	37.19	£0.05	66.24	£3.31	2,539.96	£127.00	68.30	£3.41
2052 - Chemical Store	Storage Area/Cupboard	26.04	£0.05	46.38	£2.32	1,778.45	£88.92	68.30	£3.41
2053 - Office	Cellular Office Area	15.43	£0.05	27.48	£1.37	1,053.82	£52.69	68.30	£3.41
2054 - Laboratory	Teaching Area:Laboratory	37	£0.05	65.90	£3.30	2,526.99	£126.35	68.30	£3.41

Space	Activity	Floor Area Served m2	Unit Cost kWh	Consumption for Month kWh	Cost for Month	Consumption Year to Month kWh	Cost Year to Month	Consumption Year to Month per m2 kWh	Cost Year to Month per m2
2055 - Laboratory	Teaching Area:Laboratory	100.7	£0.05	179.37	£8.97	6,877.50	£343.87	68.30	£3.41
2056 - Laboratory	Teaching Area:Laboratory	88.24	£0.05	157.17	£7.86	6,026.52	£301.33	68.30	£3.41
2057 - Store	Storage Area/Cupboard	4.34	£0.05	7.73	£0.39	296.41	£14.82	68.30	£3.41
2058 - Corridor	Circulation area (corridors and stairways)	33.34	£0.05	59.38	£2.97	2,277.02	£113.85	68.30	£3.41
2059 - General Teaching	Teaching Area:General	40.93	£0.05	413.47	£20.67	2,739.48	£136.97	66.93	£3.35
2059 - IT	Teaching Area:High Density IT Suite	40.93	£0.05	72.90	£3.65	2,795.39	£139.77	68.30	£3.41
2060 - Classroom	Teaching Area:General	39.62	£0.05	70.57	£3.53	2,705.92	£135.30	68.30	£3.41
2061 - Plant	Light Plant Room	2.79	£0.05	4.97	£0.25	190.55	£9.53	68.30	£3.41
2062 - Common Room	Lounges	53.1	£0.05	536.41	£26.82	3,554.03	£177.70	66.93	£3.35
2062 - Meeting Room	Meeting Room	53.1	£0.05	94.58	£4.73	3,626.57	£181.33	68.30	£3.41
2063 - Study	Teaching Area:Learning Resource Centre	48.62	£0.05	86.60	£4.33	3,320.60	£166.03	68.30	£3.41
2064 - Corridor	Circulation area (corridors and stairways)	50.86	£0.05	90.59	£4.53	3,473.58	£173.68	68.30	£3.41
2065 - Store	Storage Area/Cupboard	2.97	£0.05	5.29	£0.26	202.84	£10.14	68.30	£3.41
2066 - Office	Cellular Office Area	9.57	£0.05	17.05	£0.85	653.60	£32.68	68.30	£3.41
2066 - Staff and Admin. spaces	Cellular Office Area	23.77	£0.05	240.12	£12.01	1,590.95	£79.55	66.93	£3.35
2066a - Office	Cellular Office Area	7.05	£0.05	12.56	£0.63	481.49	£24.07	68.30	£3.41
2067 - Office	Cellular Office Area	23.82	£0.05	42.43	£2.12	1,626.83	£81.34	68.30	£3.41
2068 - Common Room	Lounges	57.74	£0.05	583.28	£29.16	3,864.59	£193.23	66.93	£3.35
2068 - Meeting Room	Lounges	57.74	£0.05	102.85	£5.14	3,943.46	£197.17	68.30	£3.41
2069 - Store	Storage Area/Cupboard	1.61	£0.05	2.87	£0.14	109.96	£5.50	68.30	£3.41
2070 - WC	Toilet	23.62	£0.05	84.14	£4.21	3,226.35	£161.32	136.59	£6.83
2071 - WC	Toilet	16.87	£0.05	60.10	£3.00	2,304.34	£115.22	136.59	£6.83
2072 - Common Room	Lounges	60.08	£0.05	606.92	£30.35	4,021.21	£201.06	66.93	£3.35
2072 - Meeting Room	Meeting Room	60.08	£0.05	107.01	£5.35	4,103.28	£205.16	68.30	£3.41
2072 - Teaching Storage	Storage Area/Cupboard	4.95	£0.05	50.00	£2.50	331.31	£16.57	66.93	£3.35
2073 - Common Room	Lounges	20.4	£0.05	36.34	£1.82	1,393.26	£69.66	68.30	£3.41
2074 - SEN	Teaching Area:Sensory Room	6.25	£0.05	11.13	£0.56	426.86	£21.34	68.30	£3.41
2075 - SEN	Teaching Area:Sensory Room	2.75	£0.05	4.90	£0.24	187.82	£9.39	68.30	£3.41
2076 - SEN Classroom	Teaching Area:Sensory Room	2.75	£0.05	27.78	£1.39	184.06	£9.20	66.93	£3.35

Space	Activity	Floor Area Served m2	Unit Cost kWh	Consumption for Month kWh	Cost for Month	Consumption Year to Month kWh	Cost Year to Month	Consumption Year to Month per m2 kWh	Cost Year to Month per m2
2114 - Stairs	Circulation area (corridors and stairways)	15.07	£0.05	26.84	£1.34	1,029.23	£51.46	68.30	£3.41
2119 - Stairs	Circulation area (corridors and stairways)	20.26	£0.05	36.09	£1.80	1,383.70	£69.18	68.30	£3.41
2137 - Stairs/Lobby	Circulation area (corridors and stairways)	25.71	£0.05	45.79	£2.29	1,755.91	£87.80	68.30	£3.41
2138 - Ancillary	Storage Area/Cupboard	3.51	£0.05	35.46	£1.77	234.93	£11.75	66.93	£3.35
2138 - Lift	Lifts	3.51	£0.05	6.25	£0.31	239.72	£11.99	68.30	£3.41
2194 - Stairs	Circulation area (corridors and stairways)	25.52	£0.05	45.46	£2.27	1,742.94	£87.15	68.30	£3.41
3000 Lift	Lifts	3.76	£0.05	6.70	£0.33	256.80	£12.84	68.30	£3.41
3001 - Circulation	Circulation area (corridors and stairways)	10.95	£0.05	110.62	£5.53	732.89	£36.64	66.93	£3.35
3001 - Office	Cellular Office Area	10.95	£0.05	19.50	£0.98	747.85	£37.39	68.30	£3.41
3002 - Classroom	Teaching Area:General	45.27	£0.05	80.63	£4.03	3,091.80	£154.59	68.30	£3.41
3002a - Store	Storage Area/Cupboard	1.15	£0.05	2.05	£0.10	78.54	£3.93	68.30	£3.41
3002b - Store	Storage Area/Cupboard	1.15	£0.05	2.05	£0.10	78.54	£3.93	68.30	£3.41
3003 - Teaching Storage	Storage Area/Cupboard	1.73	£0.05	17.48	£0.87	115.79	£5.79	66.93	£3.35
3004 - Classroom	Teaching Area:General	48.57	£0.05	86.51	£4.33	3,317.18	£165.86	68.30	£3.41
3004a - Store	Storage Area/Cupboard	1.15	£0.05	2.05	£0.10	78.54	£3.93	68.30	£3.41
3004b - Store	Storage Area/Cupboard	1.15	£0.05	2.05	£0.10	78.54	£3.93	68.30	£3.41
3005 - Boiler/Plant	Light Plant Room	8.15	£0.05	82.33	£4.12	545.49	£27.27	66.93	£3.35
3005 - Office	Cellular Office Area	8.15	£0.05	14.52	£0.73	556.62	£27.83	68.30	£3.41
3006 - Classroom	Teaching Area:General	48.03	£0.05	85.55	£4.28	3,280.30	£164.02	68.30	£3.41
3006a - Store	Storage Area/Cupboard	1.17	£0.05	2.08	£0.10	79.91	£4.00	68.30	£3.41
3006b - Store	Storage Area/Cupboard	1.13	£0.05	2.01	£0.10	77.18	£3.86	68.30	£3.41
3006c Lobby	Circulation area (corridors and stairways)	2.13	£0.05	3.79	£0.19	145.47	£7.27	68.30	£3.41
3007 - Teaching Storage	Storage Area/Cupboard	1.71	£0.05	3.05	£0.15	116.79	£5.84	68.30	£3.41
3008 - Classroom	Teaching Area:General	45.84	£0.05	81.65	£4.08	3,130.73	£156.54	68.30	£3.41
3008a - Store	Storage Area/Cupboard	2.35	£0.05	4.19	£0.21	160.50	£8.02	68.30	£3.41
3023 - Stairs	Circulation area (corridors and stairways)	16.77	£0.05	29.87	£1.49	1,145.34	£57.27	68.30	£3.41
3042 - Stairs	Circulation area (corridors and stairways)	17.75	£0.05	31.62	£1.58	1,212.27	£60.61	68.30	£3.41
B001 - Boiler Room	Light Plant Room	67	£0.05	119.34	£5.97	4,575.89	£228.79	68.30	£3.41
Cupboard - Storage Area/Cupboard	Storage Area/Cupboard	2.66	£0.05	4.74	£0.24	181.67	£9.08	68.30	£3.41



Space	Activity	Floor Area Served m2	Unit Cost kWh	Consumption for Month kWh	Cost for Month	Consumption Year to Month kWh	Cost Year to Month	Consumption Year to Month per m2 kWh	Cost Year to Month per m2
EXT - External Space	External Space								
G000 Lift	Lifts	4.81	£0.05	8.57	£0.43	328.51	£16.43	68.30	£3.41
G001 - Art	Teaching Area:ICT Rich Classroom	86.93	£0.05	878.15	£43.91	5,818.30	£290.92	66.93	£3.35
G001 - Science Laboratory	Teaching Area:Laboratory	86.93	£0.05	154.84	£7.74	5,937.05	£296.85	68.30	£3.41
G002 - Preparation Room	Cellular Office Area	11.67	£0.05	20.79	£1.04	797.02	£39.85	68.30	£3.41
G002 - Teaching Storage	Storage Area/Cupboard	11.67	£0.05	117.89	£5.89	781.08	£39.05	66.93	£3.35
G003 - Teaching Storage	Storage Area/Cupboard	8.33	£0.05	84.15	£4.21	557.53	£27.88	66.93	£3.35
G004 - Art	Teaching Area:ICT Rich Classroom	83.27	£0.05	841.18	£42.06	5,573.34	£278.67	66.93	£3.35
G004 - Science Laboratory	Teaching Area:Laboratory	83.27	£0.05	148.32	£7.42	5,687.08	£284.35	68.30	£3.41
G005 - Corridor	Circulation area (corridors and stairways)	56.73	£0.05	101.05	£5.05	3,874.48	£193.72	68.30	£3.41
G006 - Stairs/Lobby	Circulation area (corridors and stairways)	10.64	£0.05	18.95	£0.95	726.68	£36.33	68.30	£3.41
G007 - Store	Storage Area/Cupboard	2.55	£0.05	4.54	£0.23	174.16	£8.71	68.30	£3.41
G008 - WC	Toilet	25.69	£0.05	91.52	£4.58	3,509.09	£175.45	136.59	£6.83
G009 - Store	Storage Area/Cupboard	1.74	£0.05	3.10	£0.15	118.84	£5.94	68.30	£3.41
G010 - Art	Teaching Area:ICT Rich Classroom	54.18	£0.05	547.32	£27.37	3,626.32	£181.32	66.93	£3.35
G010 - Classroom	Teaching Area:General	54.18	£0.05	96.50	£4.83	3,700.33	£185.02	68.30	£3.41
G011 - Art	Teaching Area:ICT Rich Classroom	88.16	£0.05	890.58	£44.53	5,900.63	£295.03	66.93	£3.35
G011 - Laboratory	Teaching Area:Laboratory	88.16	£0.05	157.03	£7.85	6,021.05	£301.05	68.30	£3.41
G012 - Lobby	Circulation area (corridors and stairways)	3.16	£0.05	5.63	£0.28	215.82	£10.79	68.30	£3.41
G013 - Preparation Room	Cellular Office Area	8.53	£0.05	15.19	£0.76	582.57	£29.13	68.30	£3.41
G013 - Staff and Admin. spaces	Cellular Office Area	8.53	£0.05	86.17	£4.31	570.92	£28.55	66.93	£3.35
G014 - Classroom	Teaching Area:General	38	£0.05	67.69	£3.38	2,595.28	£129.76	68.30	£3.41
G015 - WC	Toilet	25.6	£0.05	91.20	£4.56	3,496.80	£174.84	136.59	£6.83
G016 - Lobby	Circulation area (corridors and stairways)	2.84	£0.05	5.06	£0.25	193.96	£9.70	68.30	£3.41
G017 - Head Teacher Office	Cellular Office Area	33.4	£0.05	59.49	£2.97	2,281.12	£114.06	68.30	£3.41
G018 - WC	Toilet	3.21	£0.05	11.44	£0.57	438.47	£21.92	136.59	£6.83
G019 - WC	Toilet	11.13	£0.05	39.65	£1.98	1,520.29	£76.01	136.59	£6.83
G020 - Corridor	Circulation area (corridors and stairways)	21.36	£0.05	38.05	£1.90	1,458.82	£72.94	68.30	£3.41

Space	Activity	Floor Area Served m2	Unit Cost kWh	Consumption for Month kWh	Cost for Month	Consumption Year to Month kWh	Cost Year to Month	Consumption Year to Month per m2 kWh	Cost Year to Month per m2
G021 - Store	Storage Area/Cupboard	0.91	£0.05	1.62	£0.08	62.15	£3.11	68.30	£3.41
G022 - WC	Toilet	10.25	£0.05	36.51	£1.83	1,400.09	£70.00	136.59	£6.83
G023 - Stairs	Circulation area (corridors and stairways)	5.67	£0.05	10.10	£0.50	387.24	£19.36	68.30	£3.41
G024 - Office	Cellular Office Area	19.81	£0.05	35.29	£1.76	1,352.96	£67.65	68.30	£3.41
G025 - Corridor	Circulation area (corridors and stairways)	15.49	£0.05	27.59	£1.38	1,057.92	£52.90	68.30	£3.41
G026 - Classroom	Teaching Area:General	53.95	£0.05	96.10	£4.80	3,684.62	£184.23	68.30	£3.41
G027 - Office	Cellular Office Area	14.9	£0.05	26.54	£1.33	1,017.62	£50.88	68.30	£3.41
G028 - Store	Storage Area/Cupboard	2.75	£0.05	4.90	£0.24	187.82	£9.39	68.30	£3.41
G029 - Store	Storage Area/Cupboard	2.9	£0.05	5.17	£0.26	198.06	£9.90	68.30	£3.41
G030 - Store	Storage Area/Cupboard	1.35	£0.05	2.40	£0.12	92.20	£4.61	68.30	£3.41
G030 - Teaching Storage	Storage Area/Cupboard	2.06	£0.05	20.81	£1.04	137.88	£6.89	66.93	£3.35
G031 - Circulation	Circulation area (corridors and stairways)	23.29	£0.05	235.27	£11.76	1,558.82	£77.94	66.93	£3.35
G032 - Office	Cellular Office Area	20.61	£0.05	36.71	£1.84	1,407.60	£70.38	68.30	£3.41
G033 - Store	Storage Area/Cupboard	2.06	£0.05	3.67	£0.18	140.69	£7.03	68.30	£3.41
G033 - Teaching Storage	Storage Area/Cupboard	1.35	£0.05	13.64	£0.68	90.36	£4.52	66.93	£3.35
G034 - Circulation	Circulation area (corridors and stairways)	12.88	£0.05	130.11	£6.51	862.07	£43.10	66.93	£3.35
G035 - Circulation	Circulation area (corridors and stairways)	68.48	£0.05	121.98	£6.10	4,676.97	£233.85	68.30	£3.41
G035 - Staff and Admin. spaces	Cellular Office Area	11.29	£0.05	114.05	£5.70	755.65	£37.78	66.93	£3.35
G036 - Office	Cellular Office Area	41.03	£0.05	73.08	£3.65	2,802.22	£140.11	68.30	£3.41
G037 - Office	Cellular Office Area	8.66	£0.05	15.43	£0.77	591.45	£29.57	68.30	£3.41
G038 - Office	Cellular Office Area	7.99	£0.05	14.23	£0.71	545.69	£27.28	68.30	£3.41
G039 - Office	Cellular Office Area	11.53	£0.05	20.54	£1.03	787.46	£39.37	68.30	£3.41
G040 - Store	Storage Area/Cupboard	1.21	£0.05	2.16	£0.11	82.64	£4.13	68.30	£3.41
G041 - Electric	Storage Area/Cupboard	5.17	£0.05	9.21	£0.46	353.09	£17.65	68.30	£3.41
G042 - Stairs/Lobby	Circulation area (corridors and stairways)	18.14	£0.05	32.31	£1.62	1,238.91	£61.95	68.30	£3.41
G043 - Office	Cellular Office Area	2.56	£0.05	4.56	£0.23	174.84	£8.74	68.30	£3.41
G043 - Teaching Storage	Storage Area/Cupboard	1.51	£0.05	15.25	£0.76	101.07	£5.05	66.93	£3.35
G044 - Medical	Consulting/treatment room	11.15	£0.05	19.86	£0.99	761.51	£38.08	68.30	£3.41

Space	Activity	Floor Area Served m2	Unit Cost kWh	Consumption for Month kWh	Cost for Month	Consumption Year to Month kWh	Cost Year to Month	Consumption Year to Month per m2 kWh	Cost Year to Month per m2
G044 - Staff and Admin. spaces	Cellular Office Area	11.15	£0.05	112.64	£5.63	746.28	£37.31	66.93	£3.35
G045 - Office	Cellular Office Area	15.92	£0.05	28.36	£1.42	1,087.29	£54.36	68.30	£3.41
G046 - Circulation	Circulation area (corridors and stairways)	43.19	£0.05	436.30	£21.81	2,890.75	£144.54	66.93	£3.35
G047 - Hall	Teaching Area:Dry Sports Hall	194.18	£0.05	1,863.35	£93.17	12,345.82	£617.29	63.58	£3.18
G048 - Drama	Teaching Area:Studio	56.21	£0.05	1,160.70	£58.04	7,690.37	£384.52	136.81	£6.84
G049 - Drama	Teaching Area:Studio	50.26	£0.05	182.99	£9.15	7,016.66	£350.83	139.61	£6.98
G050 - Drama	Teaching Area:Studio	52.36	£0.05	190.64	£9.53	7,309.83	£365.49	139.61	£6.98
G051 - Lobby	Circulation area (corridors and stairways)	11.54	£0.05	20.55	£1.03	788.15	£39.41	68.30	£3.41
G052 - Store	Storage Area/Cupboard	3.46	£0.05	6.16	£0.31	236.31	£11.82	68.30	£3.41
G053 - WC	Toilet	4.04	£0.05	14.39	£0.72	551.84	£27.59	136.59	£6.83
G054 - Store	Storage Area/Cupboard	7.49	£0.05	13.34	£0.67	511.54	£25.58	68.30	£3.41
G055 - Duct	Storage Area/Cupboard	0.83	£0.05	1.48	£0.07	56.69	£2.83	68.30	£3.41
G056 - Store	Storage Area/Cupboard	2.07	£0.05	3.69	£0.18	141.37	£7.07	68.30	£3.41
G057 - Store	Storage Area/Cupboard	3.75	£0.05	6.68	£0.33	256.11	£12.81	68.30	£3.41
G058 - Store	Storage Area/Cupboard	3.49	£0.05	6.22	£0.31	238.36	£11.92	68.30	£3.41
G059 - Circulation	Circulation area (corridors and stairways)	32.74	£0.05	330.73	£16.54	2,191.32	£109.57	66.93	£3.35
G060 - Teaching Storage	Storage Area/Cupboard	0.45	£0.05	4.55	£0.23	30.12	£1.51	66.93	£3.35
G061 - Circulation	Circulation area (corridors and stairways)	10.02	£0.05	101.22	£5.06	670.65	£33.53	66.93	£3.35
G062 - Pupil Changing / Toilets	Toilet	2.44	£0.05	49.30	£2.46	326.62	£16.33	133.86	£6.69
G063 - Pupil Changing / Toilets	Toilet	7.36	£0.05	148.70	£7.43	985.22	£49.26	133.86	£6.69
G064 - Pupil Changing / Toilets	Toilet	3.7	£0.05	74.75	£3.74	495.29	£24.76	133.86	£6.69
G065 - Staff and Admin. spaces	Cellular Office Area	11.97	£0.05	120.92	£6.05	801.16	£40.06	66.93	£3.35
G066 - Circulation	Circulation area (corridors and stairways)	6.61	£0.05	66.77	£3.34	442.41	£22.12	66.93	£3.35
G067 - Music	Teaching Area:Music	19.51	£0.05	197.09	£9.85	1,305.82	£65.29	66.93	£3.35
G068 - Music	Teaching Area:Music	57.43	£0.05	580.15	£29.01	3,843.84	£192.19	66.93	£3.35
G069 - Music	Teaching Area:Music	58.44	£0.05	590.35	£29.52	3,911.44	£195.57	66.93	£3.35
G070 - Music	Teaching Area:Music	23.89	£0.05	241.33	£12.07	1,598.98	£79.95	66.93	£3.35
G071 - Lobby	Circulation area (corridors and stairways)	18.18	£0.05	32.38	£1.62	1,241.64	£62.08	68.30	£3.41

Space	Activity	Floor Area Served m2	Unit Cost kWh	Consumption for Month kWh	Cost for Month	Consumption Year to Month kWh	Cost Year to Month	Consumption Year to Month per m2 kWh	Cost Year to Month per m2
G072 - Store	Storage Area/Cupboard	3.07	£0.05	5.47	£0.27	209.67	£10.48	68.30	£3.41
G073 - Office	Cellular Office Area	6.88	£0.05	12.25	£0.61	469.88	£23.49	68.30	£3.41
G074 - Office	Cellular Office Area	6.15	£0.05	10.95	£0.55	420.03	£21.00	68.30	£3.41
G075 - Gymnasium	Teaching Area:Fitness Suite/Gym	255.22	£0.05	929.25	£46.46	35,630.55	£1,781.53	139.61	£6.98
G076 - Store	Storage Area/Cupboard	15.57	£0.05	27.73	£1.39	1,063.38	£53.17	68.30	£3.41
G076 - Teaching Storage	Storage Area/Cupboard	11.52	£0.05	116.37	£5.82	771.04	£38.55	66.93	£3.35
G077 - Corridor	Circulation area (corridors and stairways)	19.95	£0.05	35.53	£1.78	1,362.52	£68.13	68.30	£3.41
G078 - Pupil Changing / Toilets	Toilet	8.72	£0.05	176.18	£8.81	1,167.27	£58.36	133.86	£6.69
G078 - Store	Storage Area/Cupboard	8.72	£0.05	31.06	£1.55	1,191.10	£59.55	136.59	£6.83
G079 - Lobby	Circulation area (corridors and stairways)	4.41	£0.05	7.86	£0.39	301.19	£15.06	68.30	£3.41
G080 - Changing Rooms	Changing Area with Shower	34.88	£0.05	124.26	£6.21	4,764.39	£238.22	136.59	£6.83
G081 - Pupil Changing / Toilets	Changing Area with Shower	13.69	£0.05	276.59	£13.83	1,832.57	£91.63	133.86	£6.69
G081 - Showers	Changing Area with Shower	13.69	£0.05	48.77	£2.44	1,869.97	£93.50	136.59	£6.83
G082 - Store	Storage Area/Cupboard	3.07	£0.05	5.47	£0.27	209.67	£10.48	68.30	£3.41
G083 - WC	Toilet	9.62	£0.05	34.27	£1.71	1,314.03	£65.70	136.59	£6.83
G084 - Lobby	Circulation area (corridors and stairways)	4.94	£0.05	8.80	£0.44	337.39	£16.87	68.30	£3.41
G085 - WC	Toilet	10.06	£0.05	35.84	£1.79	1,374.13	£68.71	136.59	£6.83
G086 - Changing Rooms	Changing Area with Shower	33.19	£0.05	118.24	£5.91	4,533.55	£226.68	136.59	£6.83
G087 - Store	Storage Area/Cupboard	2.71	£0.05	4.83	£0.24	185.08	£9.25	68.30	£3.41
G088 - Pupil Changing / Toilets	Changing Area with Shower	13.26	£0.05	267.90	£13.40	1,775.01	£88.75	133.86	£6.69
G088 - Showers	Changing Area with Shower	13.26	£0.05	47.24	£2.36	1,811.23	£90.56	136.59	£6.83
G089 - Stairs/Landing	Circulation area (corridors and stairways)	12.23	£0.05	21.78	£1.09	835.27	£41.76	68.30	£3.41
G090 - Store	Storage Area/Cupboard	1.38	£0.05	2.46	£0.12	94.25	£4.71	68.30	£3.41
G091 - Lobby	Circulation area (corridors and stairways)	5.38	£0.05	9.58	£0.48	367.44	£18.37	68.30	£3.41
G092 - Teaching Storage	Storage Area/Cupboard	1.21	£0.05	12.22	£0.61	80.99	£4.05	66.93	£3.35
G093 - Classroom	Teaching Area:General	52.42	£0.05	93.37	£4.67	3,580.12	£179.01	68.30	£3.41
G094 - WC	Toilet	9.88	£0.05	35.20	£1.76	1,349.55	£67.48	136.59	£6.83
G095 - Office	Cellular Office Area	8.7	£0.05	15.50	£0.77	594.18	£29.71	68.30	£3.41
G096 - Classroom	Teaching Area:General	51.06	£0.05	90.95	£4.55	3,487.24	£174.36	68.30	£3.41

Space	Activity	Floor Area Served m2	Unit Cost kWh	Consumption for Month kWh	Cost for Month	Consumption Year to Month kWh	Cost Year to Month	Consumption Year to Month per m2 kWh	Cost Year to Month per m2
G097 - Store	Storage Area/Cupboard	2.01	£0.05	3.58	£0.18	137.28	£6.86	68.30	£3.41
G098 - Corridor	Circulation area (corridors and stairways)	22.74	£0.05	40.50	£2.03	1,553.07	£77.65	68.30	£3.41
G099 - Hall	Teaching Area:Dry Sports Hall	48.93	£0.05	469.53	£23.48	3,110.93	£155.55	63.58	£3.18
G099 - Meeting Room	Meeting Room	48.93	£0.05	87.15	£4.36	3,341.77	£167.09	68.30	£3.41
G099a Tea Point	Catering: Kitchenette (small appliances, fridge)	5.06	£0.05	18.03	£0.90	691.16	£34.56	136.59	£6.83
G100 - Classroom	Teaching Area:General	48.92	£0.05	87.14	£4.36	3,341.08	£167.05	68.30	£3.41
G101 - Corridor	Circulation area (corridors and stairways)	29.23	£0.05	52.06	£2.60	1,996.32	£99.82	68.30	£3.41
G102 - WC	Toilet	11.37	£0.05	40.50	£2.03	1,553.07	£77.65	136.59	£6.83
G103 - Ducts	Storage Area/Cupboard	5.44	£0.05	9.69	£0.48	371.54	£18.58	68.30	£3.41
G104 - Electric Store	Storage Area/Cupboard	1.8	£0.05	3.21	£0.16	122.93	£6.15	68.30	£3.41
G105 - Classroom	Teaching Area:General	51.75	£0.05	92.18	£4.61	3,534.36	£176.72	68.30	£3.41
G106 - Deputy Head	Cellular Office Area	19.78	£0.05	35.23	£1.76	1,350.91	£67.55	68.30	£3.41
G107 - Classroom	Teaching Area:General	57.8	£0.05	102.95	£5.15	3,947.56	£197.38	68.30	£3.41
G108 - Store	Storage Area/Cupboard	3.18	£0.05	5.66	£0.28	217.18	£10.86	68.30	£3.41
G109 - Office	Cellular Office Area	22.5	£0.05	40.08	£2.00	1,536.68	£76.83	68.30	£3.41
G110 - Lobby	Circulation area (corridors and stairways)	14.67	£0.05	26.13	£1.31	1,001.92	£50.10	68.30	£3.41
G111 - Store	Storage Area/Cupboard	1.35	£0.05	2.40	£0.12	92.20	£4.61	68.30	£3.41
G112 - Office	Cellular Office Area	22.57	£0.05	40.20	£2.01	1,541.46	£77.07	68.30	£3.41
G113 - WC	Toilet	15.94	£0.05	56.78	£2.84	2,177.31	£108.87	136.59	£6.83
G114 - Stairs/Landing	Circulation area (corridors and stairways)	26.42	£0.05	47.06	£2.35	1,804.40	£90.22	68.30	£3.41
G115 - Classroom	Teaching Area:General	60.69	£0.05	108.10	£5.41	4,144.94	£207.25	68.30	£3.41
G116 - Office	Cellular Office Area	22.73	£0.05	40.49	£2.02	1,552.39	£77.62	68.30	£3.41
G117 - IT	Teaching Area:High Density IT Suite	65.16	£0.05	116.06	£5.80	4,450.23	£222.51	68.30	£3.41
G117a - IT	Teaching Area:ICT Rich Classroom	63.97	£0.05	113.94	£5.70	4,368.95	£218.45	68.30	£3.41
G118 - Lobby	Circulation area (corridors and stairways)	18.15	£0.05	32.33	£1.62	1,239.59	£61.98	68.30	£3.41
G119 - Stairs	Circulation area (corridors and stairways)	18.2	£0.05	32.42	£1.62	1,243.00	£62.15	68.30	£3.41
G120 - Store	Storage Area/Cupboard	1.44	£0.05	2.56	£0.13	98.35	£4.92	68.30	£3.41
G121 - Art	Teaching Area:ICT Rich Classroom	41.63	£0.05	420.54	£21.03	2,786.33	£139.32	66.93	£3.35
G121 - Classroom	Teaching Area:General	41.63	£0.05	74.15	£3.71	2,843.20	£142.16	68.30	£3.41

Space	Activity	Floor Area Served m2	Unit Cost kWh	Consumption for Month kWh	Cost for Month	Consumption Year to Month kWh	Cost Year to Month	Consumption Year to Month per m2 kWh	Cost Year to Month per m2
G122 - Art	Teaching Area:ICT Rich Classroom	19.27	£0.05	194.66	£9.73	1,289.76	£64.49	66.93	£3.35
G123 - Canteen	Catering: Eating/drinking area	252.59	£0.05	449.91	£22.50	17,251.11	£862.56	68.30	£3.41
G124 - Store	Storage Area/Cupboard	3.36	£0.05	5.98	£0.30	229.48	£11.47	68.30	£3.41
G125 - Kitchen	Catering: Full Kitchen Preparing Hot Meals	94.77	£0.05	429.53	£21.48	16,469.79	£823.49	173.79	£8.69
G126 - Plant	Light Plant Room	30.52	£0.05	54.36	£2.72	2,084.42	£104.22	68.30	£3.41
G127 - Kitchen	Catering: Kitchenette (small appliances, fridge	8.49	£0.05	171.53	£8.58	1,136.49	£56.82	133.86	£6.69
G127 - Store	Storage Area/Cupboard	8.49	£0.05	30.24	£1.51	1,159.68	£57.98	136.59	£6.83
G128 - Kitchen	Catering: Kitchenette (small appliances, fridge	12.82	£0.05	259.01	£12.95	1,716.11	£85.81	133.86	£6.69
G128 - Store	Storage Area/Cupboard	12.82	£0.05	45.67	£2.28	1,751.13	£87.56	136.59	£6.83
G129 - Kitchen	Catering: Kitchenette (small appliances, fridge	3.25	£0.05	65.66	£3.28	435.05	£21.75	133.86	£6.69
G129 - Lobby	Circulation area (corridors and stairways)	3.25	£0.05	11.58	£0.58	443.93	£22.20	136.59	£6.83
G130 - Kitchen	Catering: Kitchenette (small appliances, fridge	1.19	£0.05	24.04	£1.20	159.30	£7.96	133.86	£6.69
G130 - Store	Storage Area/Cupboard	1.19	£0.05	4.24	£0.21	162.55	£8.13	136.59	£6.83
G131 - Kitchen	Catering: Kitchenette (small appliances, fridge	4.42	£0.05	89.30	£4.47	591.67	£29.58	133.86	£6.69
G131 - WC	Toilet	4.42	£0.05	15.75	£0.79	603.74	£30.19	136.59	£6.83
G132 - Lobby	Circulation area (corridors and stairways)	17.28	£0.05	30.78	£1.54	1,180.17	£59.01	68.30	£3.41
G133 - WC	Toilet	16.68	£0.05	59.42	£2.97	2,278.38	£113.92	136.59	£6.83
G134 - WC	Toilet	15.72	£0.05	56.00	£2.80	2,147.25	£107.36	136.59	£6.83
G135 - Store	Storage Area/Cupboard	3.76	£0.05	6.70	£0.33	256.80	£12.84	68.30	£3.41
G136 - Pupil Changing / Toilets	Toilet	5.52	£0.05	111.52	£5.58	738.92	£36.95	133.86	£6.69
G136 - Store	Storage Area/Cupboard	5.52	£0.05	19.66	£0.98	754.00	£37.70	136.59	£6.83
G137 - Stairs/Lobby	Circulation area (corridors and stairways)	14.51	£0.05	25.85	£1.29	990.99	£49.55	68.30	£3.41
G138 - Ancillary	Storage Area/Cupboard	3.33	£0.05	33.64	£1.68	222.88	£11.14	66.93	£3.35
G138 - Lift	Lifts	3.33	£0.05	5.93	£0.30	227.43	£11.37	68.30	£3.41
G139 - Lift Motor	Storage Area/Cupboard	3.76	£0.05	6.70	£0.33	256.80	£12.84	68.30	£3.41
G140 - General Teaching	Teaching Area:General	61.52	£0.05	621.46	£31.07	4,117.59	£205.88	66.93	£3.35
G141 - Store	Storage Area/Cupboard	4.72	£0.05	8.41	£0.42	322.36	£16.12	68.30	£3.41
G142 - Entrance Lobby	Circulation area (corridors and stairways)	18.35	£0.05	32.68	£1.63	1,253.25	£62.66	68.30	£3.41
G143 - WC	Toilet	2.69	£0.05	9.58	£0.48	367.44	£18.37	136.59	£6.83

Space	Activity	Floor Area Served m2	Unit Cost kWh	Consumption for Month kWh	Cost for Month	Consumption Year to Month kWh	Cost Year to Month	Consumption Year to Month per m2 kWh	Cost Year to Month per m2
G144 - Changing	Changing Area with Shower	36.2	£0.05	128.96	£6.45	4,944.70	£247.23	136.59	£6.83
G144 - Pupil Changing / Toilets	Changing Area with Shower	38.4	£0.05	775.82	£38.79	5,140.29	£257.01	133.86	£6.69
G145 - WC	Toilet	3.25	£0.05	11.58	£0.58	443.93	£22.20	136.59	£6.83
G146 - Changing	Changing Area with Shower	38.13	£0.05	135.83	£6.79	5,208.32	£260.42	136.59	£6.83
G146 - Pupil Changing / Toilets	Changing Area with Shower	42.41	£0.05	856.84	£42.84	5,677.08	£283.85	133.86	£6.69
G147 - Pupil Changing / Toilets	Toilet	5.99	£0.05	121.02	£6.05	801.83	£40.09	133.86	£6.69
G147 - WC	Toilet	3.4	£0.05	12.11	£0.61	464.42	£23.22	136.59	£6.83
G148 - Ancillary	Storage Area/Cupboard	2.51	£0.05	25.36	£1.27	168.00	£8.40	66.93	£3.35
G148 - Laundry	Storage Area/Cupboard	6.44	£0.05	11.47	£0.57	439.83	£21.99	68.30	£3.41
G149 - PE	Teaching Area:Fitness Suite/Gym	679.37	£0.05	14,028.57	£701.43	92,947.96	£4,647.40	136.81	£6.84
G149 - Sports Hall	Teaching Area:Dry Sports Hall	679.37	£0.05	1,149.49	£57.47	44,075.38	£2,203.77	64.88	£3.24
G150 - Teaching Storage	Storage Area/Cupboard	19.98	£0.05	201.83	£10.09	1,337.28	£66.86	66.93	£3.35
G151 - Fitness Suite	Teaching Area:Fitness Suite/Gym	52.13	£0.05	189.80	£9.49	7,277.72	£363.89	139.61	£6.98
G151 - PE	Teaching Area:Fitness Suite/Gym	31.65	£0.05	653.55	£32.68	4,330.19	£216.51	136.81	£6.84
G152 - Lobby	Circulation area (corridors and stairways)	23.37	£0.05	41.63	£2.08	1,596.10	£79.80	68.30	£3.41
G153 - WC	Toilet	2.94	£0.05	10.47	£0.52	401.59	£20.08	136.59	£6.83
G154 - Changing	Changing Area with Shower	6.98	£0.05	24.87	£1.24	953.42	£47.67	136.59	£6.83
G155 - Office	Cellular Office Area	8.62	£0.05	15.35	£0.77	588.72	£29.44	68.30	£3.41
G156 - Cupboard	Storage Area/Cupboard	1.41	£0.05	2.51	£0.13	96.30	£4.81	68.30	£3.41
G157 - Dance	Teaching Area:Studio	200.36	£0.05	729.50	£36.48	27,971.70	£1,398.58	139.61	£6.98
G157 - Drama	Teaching Area:Studio	223.63	£0.05	4,617.82	£230.89	30,595.92	£1,529.80	136.81	£6.84
G157a - Store	Storage Area/Cupboard	22.32	£0.05	39.76	£1.99	1,524.39	£76.22	68.30	£3.41
G158 - Lobby	Circulation area (corridors and stairways)	4.22	£0.05	7.52	£0.38	288.21	£14.41	68.30	£3.41
G159 - Changing	Toilet	27.42	£0.05	97.68	£4.88	3,745.40	£187.27	136.59	£6.83
G160 - WC	Toilet	6.65	£0.05	23.69	£1.18	908.35	£45.42	136.59	£6.83
G161 - Plant	Light Plant Room	29.92	£0.05	53.29	£2.66	2,043.44	£102.17	68.30	£3.41
G162 - Circulation	Circulation area (corridors and stairways)	45.58	£0.05	460.44	£23.02	3,050.71	£152.54	66.93	£3.35
G170 - 6th Form Canteen	Catering: Eating/drinking area	79.34	£0.05	282.64	£14.13	10,837.35	£541.87	136.59	£6.83
G171 - Pupil Entrance	Circulation area (corridors and stairways)	49.9	£0.05	88.88	£4.44	3,408.02	£170.40	68.30	£3.41

Space	Activity	Floor Area Served m2	Unit Cost kWh	Consumption for Month kWh	Cost for Month	Consumption Year to Month kWh	Cost Year to Month	Consumption Year to Month per m2 kWh	Cost Year to Month per m2
G172 - Reception	Cellular Office Area	11.4	£0.05	20.31	£1.02	778.58	£38.93	68.30	£3.41
G173 - General Admin Office	Cellular Office Area	27.7	£0.05	49.34	£2.47	1,891.82	£94.59	68.30	£3.41
G174 - Chair Store	Storage Area/Cupboard	8.7	£0.05	15.50	£0.77	594.18	£29.71	68.30	£3.41
G175 - Office	Cellular Office Area	8.7	£0.05	15.50	£0.77	594.18	£29.71	68.30	£3.41
G176 - Principal Office/Admin	Cellular Office Area	13.1	£0.05	23.33	£1.17	894.69	£44.73	68.30	£3.41
G177 - Visitors/Waiting	Circulation area (corridors and stairways)	23.9	£0.05	42.57	£2.13	1,632.30	£81.61	68.30	£3.41
G178 - Corridor	Circulation area (corridors and stairways)	12.4	£0.05	22.09	£1.10	846.88	£42.34	68.30	£3.41
G179 - Meeting/General Teaching	Teaching Area:General	67.4	£0.05	120.05	£6.00	4,603.21	£230.16	68.30	£3.41
G180 - Corridor	Circulation area (corridors and stairways)	25.39	£0.05	45.22	£2.26	1,734.06	£86.70	68.30	£3.41
G181 - Interview Room	Cellular Office Area	8.4	£0.05	14.96	£0.75	573.69	£28.68	68.30	£3.41
G182 - General Teaching	Teaching Area:General	68.9	£0.05	122.72	£6.14	4,705.66	£235.28	68.30	£3.41
G183 - Junior Hall	Teaching Area:Dry Sports Hall	252.8	£0.05	427.74	£21.39	16,400.87	£820.04	64.88	£3.24
G184 - Corridor	Circulation area (corridors and stairways)	48.1	£0.05	85.68	£4.28	3,285.08	£164.25	68.30	£3.41
G185 - General Teaching	Teaching Area:General	56.9	£0.05	101.35	£5.07	3,886.09	£194.30	68.30	£3.41
G186 - Stairs	Circulation area (corridors and stairways)	27.8	£0.05	49.52	£2.48	1,898.65	£94.93	68.30	£3.41
G187 - General Teaching	Teaching Area:General	57.6	£0.05	102.60	£5.13	3,933.90	£196.70	68.30	£3.41
G188 - General Teaching	Teaching Area:General	56	£0.05	99.75	£4.99	3,824.63	£191.23	68.30	£3.41
G189 - Stage Area	Stage (theatres and event buildings)	69.4	£0.05	123.61	£6.18	4,739.80	£236.99	68.30	£3.41
G190 - Store	Storage Area/Cupboard	12.1	£0.05	21.55	£1.08	826.39	£41.32	68.30	£3.41
G191 - Props	Storage Area/Cupboard	7.7	£0.05	13.72	£0.69	525.89	£26.29	68.30	£3.41
G192 - Cleaner	Storage Area/Cupboard	2	£0.05	7.12	£0.36	273.19	£13.66	136.59	£6.83
G193 - Corridor	Circulation area (corridors and stairways)	48.43	£0.05	86.26	£4.31	3,307.62	£165.38	68.30	£3.41
G194 - General Teaching/Music	Teaching Area:General	69.7	£0.05	124.15	£6.21	4,760.29	£238.01	68.30	£3.41
G195 - Music Classroom	Teaching Area:Music	65.7	£0.05	117.02	£5.85	4,487.11	£224.36	68.30	£3.41
G196 - Accessible W.C	Toilet	3.5	£0.05	12.47	£0.62	478.08	£23.90	136.59	£6.83
G197 - Music Store	Storage Area/Cupboard	8.4	£0.05	14.96	£0.75	573.69	£28.68	68.30	£3.41
G198 - Practice	Teaching Area:Music	8.5	£0.05	15.14	£0.76	580.52	£29.03	68.30	£3.41
G199 - Practice	Teaching Area:Music	8.9	£0.05	15.85	£0.79	607.84	£30.39	68.30	£3.41
G200 - Practice	Teaching Area:Music	18.6	£0.05	33.13	£1.66	1,270.32	£63.52	68.30	£3.41



Space	Activity	Floor Area Served m2	Unit Cost kWh	Consumption for Month kWh	Cost for Month	Consumption Year to Month kWh	Cost Year to Month	Consumption Year to Month per m2 kWh	Cost Year to Month per m2
G201 - Recording Studio	Teaching Area:Studio	13.7	£0.05	49.88	£2.49	1,912.62	£95.63	139.61	£6.98
G202 - Corridor	Circulation area (corridors and stairways)	34.63	£0.05	61.68	£3.08	2,365.12	£118.26	68.30	£3.41
G203 - Music Classroom	Teaching Area:Music	65.6	£0.05	116.85	£5.84	4,480.28	£224.01	68.30	£3.41
G204 - Music Office	Cellular Office Area	11.6	£0.05	20.66	£1.03	792.24	£39.61	68.30	£3.41
G205 - Store	Storage Area/Cupboard	7	£0.05	12.47	£0.62	478.08	£23.90	68.30	£3.41
G206 - Store	Storage Area/Cupboard	7	£0.05	12.47	£0.62	478.08	£23.90	68.30	£3.41
G207 - Corridor	Circulation area (corridors and stairways)	36.92	£0.05	65.76	£3.29	2,521.52	£126.08	68.30	£3.41
G208 - Female Staff/Visitors WC	Toilet	10.1	£0.05	35.98	£1.80	1,379.60	£68.98	136.59	£6.83
G209 - Male Staff/Visitors WC	Toilet	8.97	£0.05	31.95	£1.60	1,225.25	£61.26	136.59	£6.83
G210 - Accessible WC	Toilet	3.58	£0.05	12.75	£0.64	489.01	£24.45	136.59	£6.83
G211 - Boiler House & Electrical Switchgear	Light Plant Room	54.5	£0.05	97.07	£4.85	3,722.18	£186.11	68.30	£3.41
G212 - Gas Meter	Light Plant Room	8.09	£0.05	14.41	£0.72	552.52	£27.63	68.30	£3.41
G212a Sports Store	Storage Area/Cupboard	15.39	£0.05	27.41	£1.37	1,051.09	£52.55	68.30	£3.41
G213 - Reception Lobby	Circulation area (corridors and stairways)	34.98	£0.05	62.31	£3.12	2,389.03	£119.45	68.30	£3.41
G214 - Office	Cellular Office Area	10.59	£0.05	18.86	£0.94	723.26	£36.16	68.30	£3.41
G215 - Store	Storage Area/Cupboard	1.72	£0.05	3.06	£0.15	117.47	£5.87	68.30	£3.41
G216 - Male WC	Toilet	13.54	£0.05	48.23	£2.41	1,849.48	£92.47	136.59	£6.83
G217 - Female WC	Toilet	13.25	£0.05	47.20	£2.36	1,809.87	£90.49	136.59	£6.83
G218 - Lounge	Lounges	74.69	£0.05	133.04	£6.65	5,101.10	£255.05	68.30	£3.41
G219 - Store	Storage Area/Cupboard	11.9	£0.05	21.20	£1.06	812.73	£40.64	68.30	£3.41
G220 - Café	Catering: Snack Bar with Chilled Cabinets	7.48	£0.05	26.65	£1.33	1,021.72	£51.09	136.59	£6.83
G221 - Office	Cellular Office Area	12.39	£0.05	22.07	£1.10	846.20	£42.31	68.30	£3.41
G222 - Store	Storage Area/Cupboard	2.31	£0.05	4.11	£0.21	157.77	£7.89	68.30	£3.41
G223 - Hall	Teaching Area:Dry Sports Hall	92.54	£0.05	156.58	£7.83	6,003.70	£300.19	64.88	£3.24
G224 - Garage	External Space								
G225 - Classroom	Teaching Area:General	27.26	£0.05	48.56	£2.43	1,861.77	£93.09	68.30	£3.41
G226 - Office	Cellular Office Area	12.87	£0.05	22.92	£1.15	878.98	£43.95	68.30	£3.41
G227 - Store	Storage Area/Cupboard	2.78	£0.05	4.95	£0.25	189.87	£9.49	68.30	£3.41
G228 - Admin	Cellular Office Area	5.58	£0.05	9.94	£0.50	381.10	£19.05	68.30	£3.41

Space	Activity	Floor Area Served m2	Unit Cost kWh	Consumption for Month kWh	Cost for Month	Consumption Year to Month kWh	Cost Year to Month	Consumption Year to Month per m2 kWh	Cost Year to Month per m2
G229 - Boiler Room	Light Plant Room	8.28	£0.05	14.75	£0.74	565.50	£28.27	68.30	£3.41
G230 - Meters	Light Plant Room	1.58	£0.05	2.81	£0.14	107.91	£5.40	68.30	£3.41
<b>Total</b>		<b>16,514.22</b>		<b>76,831.80</b>	<b>£3,841.59</b>	<b>1,358,769.31</b>	<b>£67,938.47</b>		

#### Appendix 4: Individual school K2N Example: all utilities

Space	Activity	Total for All Utilities		
		Cost for Month	Cost Year to Month	Cost Year to Month per m2
1000 Lift	Lifts	£5.24	£66.35	£15.11
1001 - Economics Seminar Room	Teaching Area:General	£17.02	£322.38	£5.61
1001 - General Teaching	Teaching Area:General	£39.64	£300.85	£5.23
1002 - Store	Storage Area/Cupboard	£0.28	£6.31	£4.61
1003 - Corridor	Circulation area (corridors and stairways)	£7.17	£102.02	£9.70
1004 - IT	Teaching Area:High Density IT Suite	£48.53	£683.82	£9.96
1005 - Lobby	Circulation area (corridors and stairways)	£11.00	£156.43	£9.70
1006 - Stairs	Circulation area (corridors and stairways)	£9.94	£141.40	£9.70
1007 - Library	Teaching Area:Learning Resource Centre	£99.47	£1,534.76	£7.89
1008 - Store	Storage Area/Cupboard	£0.22	£4.97	£4.61
1009 - Staff and Admin. spaces	Cellular Office Area	£3.68	£56.80	£7.89
1010 - Laboratory	Teaching Area:Laboratory	£65.06	£907.49	£10.28
1011 - Lab Technician	Cellular Office Area	£7.02	£108.24	£7.89
1012 - Store	Storage Area/Cupboard	£0.69	£15.84	£4.61
1013 - Laboratory	Teaching Area:Laboratory	£67.03	£934.94	£10.28
1014 - Corridor	Circulation area (corridors and stairways)	£15.75	£223.93	£9.70
1015 - Office	Cellular Office Area	£8.54	£131.83	£7.89
1016 - Office	Cellular Office Area	£7.14	£110.21	£7.89
1017 - Office	Cellular Office Area	£6.71	£103.58	£7.89
1018 - Classroom	Teaching Area:General	£13.96	£264.39	£5.61
1018a - Store	Storage Area/Cupboard	£1.62	£36.94	£4.61
1019 - Corridor	Circulation area (corridors and stairways)	£22.82	£324.50	£9.70
1020 - Office	Cellular Office Area	£9.08	£140.03	£7.89
1021 - Office	Cellular Office Area	£4.11	£63.35	£7.89
1022 - Circulation	Circulation area (corridors and stairways)	£8.56	£121.71	£9.70
1023 - Stairs	Circulation area (corridors and stairways)	£7.93	£112.79	£9.70
1024 - Lobby	Circulation area (corridors and stairways)	£0.55	£7.86	£9.70
1025 - WC	Toilet	£4.38	£87.24	£10.56
1026 - General Teaching	Teaching Area:General	£32.34	£245.48	£5.23
1026 - Office	Cellular Office Area	£23.98	£370.00	£7.89
1027 - Store	Storage Area/Cupboard	£0.17	£3.87	£4.61
1028 - Student Advice Office	Cellular Office Area	£8.53	£131.59	£7.89
1029 - Classroom	Teaching Area:General	£13.41	£254.07	£5.61
1029 - Staff and Admin. spaces	Cellular Office Area	£78.32	£639.40	£7.20
1029a - Classroom	Teaching Area:General	£12.64	£239.48	£5.61
1030 - Corridor	Circulation area (corridors and stairways)	£10.80	£153.62	£9.70
1031 - Classroom	Teaching Area:General	£14.21	£269.21	£5.61
1032 - Stairs	Circulation area (corridors and stairways)	£9.11	£129.57	£9.70
1033 - Corridor	Circulation area (corridors and stairways)	£20.71	£294.53	£9.70
1034 - Corridor	Circulation area (corridors and stairways)	£3.63	£51.59	£9.70
1035 - Classroom	Teaching Area:General	£15.59	£295.29	£5.61
1036 - Classroom	Teaching Area:General	£15.61	£295.68	£5.61
1037 - Store	Storage Area/Cupboard	£0.36	£8.15	£4.61
1038 - Classroom	Teaching Area:General	£2.69	£50.93	£5.61
1039 - Classroom	Teaching Area:General	£2.75	£52.16	£5.61
1040 - Corridor	Circulation area (corridors and stairways)	£28.53	£405.67	£9.70

Space	Activity	Cost for Month	Cost Year to Month	Cost Year to Month per m2
1041 - Store	Storage Area/Cupboard	£3.93	£89.77	£4.61
1042 - Stairs	Circulation area (corridors and stairways)	£8.03	£114.24	£9.70
1043 - Classroom	Teaching Area:General	£12.76	£241.73	£5.61
1044 - Store	Storage Area/Cupboard	£4.29	£98.11	£4.61
1045 - Office	Cellular Office Area	£4.84	£74.63	£7.89
1046 - Office	Cellular Office Area	£6.19	£95.46	£7.89
1047 - Office	Cellular Office Area	£5.79	£89.31	£7.89
1048 - Office	Cellular Office Area	£6.61	£102.01	£7.89
1049 - Classroom	Teaching Area:General	£12.56	£237.97	£5.61
1050 - Classroom	Teaching Area:General	£16.44	£311.44	£5.61
1051 - Store	Storage Area/Cupboard	£1.43	£32.79	£4.61
1052 - Store	Storage Area/Cupboard	£1.36	£31.14	£4.61
1053 - Corridor	Circulation area (corridors and stairways)	£29.24	£415.76	£9.70
1054 - Store	Storage Area/Cupboard	£0.59	£13.50	£4.61
1055 - Store	Storage Area/Cupboard	£0.36	£8.15	£4.61
1056 - Classroom	Teaching Area:General	£15.79	£299.10	£5.61
1057 - Classroom	Teaching Area:General	£15.84	£300.11	£5.61
1058 - Corridor	Circulation area (corridors and stairways)	£15.12	£215.01	£9.70
1059 - Classroom	Teaching Area:General	£18.96	£359.11	£5.61
1060 - Classroom	Teaching Area:General	£6.14	£116.38	£5.61
1061 - Lobby	Circulation area (corridors and stairways)	£4.05	£57.61	£9.70
1062 - Hall	Teaching Area:Dry Sports Hall	£59.05	£1,131.41	£5.25
1063 - Corridor	Circulation area (corridors and stairways)	£25.90	£368.33	£9.70
1064 - Store	Storage Area/Cupboard	£0.59	£13.45	£4.61
1065 - Classroom	Teaching Area:General	£12.84	£243.30	£5.61
1066 - IT	Teaching Area:High Density IT Suite	£44.65	£629.22	£9.96
1067 - Store	Storage Area/Cupboard	£2.29	£52.46	£4.61
1068 - IT	Teaching Area:High Density IT Suite	£39.43	£555.59	£9.96
1069 - Office	Cellular Office Area	£3.59	£55.46	£7.89
1070 - Needlecraft/Textiles	Teaching Area:Workshop	£68.43	£568.81	£7.90
1070 - Staff Room	Cellular Office Area	£36.83	£568.26	£7.89
1071 - Teaching Storage	Storage Area/Cupboard	£4.64	£33.48	£4.37
1072 - Corridor	Circulation area (corridors and stairways)	£21.84	£310.63	£9.70
1073 - Plant	Light Plant Room	£1.40	£31.52	£4.66
1074 - Classroom	Teaching Area:General	£26.70	£591.32	£9.48
1074 - Heavy Practical/Cookery	Teaching Area:Food Technology	£213.33	£1,954.84	£31.33
1075 - Office	Cellular Office Area	£1.81	£27.93	£7.89
1075 - Teaching Storage	Storage Area/Cupboard	£6.50	£46.95	£4.37
1075a Store	Storage Area/Cupboard	£0.40	£9.12	£4.61
1076 - Office	Cellular Office Area	£4.86	£74.95	£7.89
1077 - Heavy Practical/Cookery	Teaching Area:Food Technology	£227.90	£2,088.32	£31.33
1077 - Kitchen	Teaching Area:Food Technology	£191.99	£2,363.82	£35.47
1078 - Store	Storage Area/Cupboard	£2.85	£65.17	£4.61
1079 - Store	Storage Area/Cupboard	£0.77	£17.59	£4.61
1079a Store	Storage Area/Cupboard	£0.37	£8.47	£4.61
1080 - Heavy Practical/Cookery	Teaching Area:Food Technology	£284.53	£2,607.19	£31.33
1080 - Kitchen	Teaching Area:Food Technology	£239.69	£2,951.15	£35.47
1081 - Store	Storage Area/Cupboard	£1.90	£43.43	£4.61

Space	Activity	Cost for Month	Cost Year to Month	Cost Year to Month per m2
1082 - Corridor	Circulation area (corridors and stairways)	£16.46	£234.01	£9.70
1083 - Store	Storage Area/Cupboard	£1.85	£42.37	£4.61
1084 - IT	Teaching Area:High Density IT Suite	£44.09	£621.35	£9.96
1085 - Store	Storage Area/Cupboard	£1.49	£34.08	£4.61
1086 - Tech	Teaching Area:Workshop	£99.53	£1,472.93	£8.70
1087 - Store	Storage Area/Cupboard	£1.37	£31.41	£4.61
1088 - Teaching Storage	Storage Area/Cupboard	£3.06	£22.08	£4.37
1089 - Circulation	Circulation area (corridors and stairways)	£7.02	£59.43	£8.75
1090 - Store	Storage Area/Cupboard	£1.48	£33.81	£4.61
1091 - Store	Storage Area/Cupboard	£0.47	£10.73	£4.61
1092 - IT	Teaching Area:High Density IT Suite	£76.97	£1,084.57	£9.96
1093 - Corridor	Circulation area (corridors and stairways)	£22.78	£323.92	£9.70
1094 - Stairs/Lobby	Circulation area (corridors and stairways)	£13.66	£194.25	£9.70
1095 - Store	Storage Area/Cupboard	£0.43	£9.76	£4.61
1096 - Teaching Storage	Storage Area/Cupboard	£0.81	£5.86	£4.37
1097 - Tech Store	Storage Area/Cupboard	£1.86	£42.47	£4.61
1098 - Office	Cellular Office Area	£8.43	£130.09	£7.89
1099 - Technology	Teaching Area:High Density IT Suite	£60.18	£848.03	£9.96
1100 - Store	Storage Area/Cupboard	£1.82	£41.50	£4.61
1101 - Corridor	Circulation area (corridors and stairways)	£5.13	£72.93	£9.70
1102 - Heavy Practical/Cookery	Teaching Area:Food Technology	£250.81	£2,298.25	£31.33
1102 - Technology Lab	Teaching Area:Workshop	£52.82	£922.19	£12.57
1103 - Dust Extract	Storage Area/Cupboard	£2.08	£47.53	£4.61
1104 - Corridor	Circulation area (corridors and stairways)	£17.60	£250.21	£9.70
1105 - Ancillary	Storage Area/Cupboard	£0.68	£4.94	£4.37
1105 - Cupboard	Storage Area/Cupboard	£0.40	£9.26	£4.61
1106 - Classroom	Teaching Area:General	£31.78	£602.07	£5.61
1107 - Technology lab	Teaching Area:Workshop	£52.56	£777.81	£8.70
1108 - Teaching Storage	Storage Area/Cupboard	£1.23	£28.05	£4.61
1108a Store?	Storage Area/Cupboard	£1.23	£28.05	£4.61
1109 - Ancillary	Storage Area/Cupboard	£2.17	£15.69	£4.37
1110 - Corridor	Circulation area (corridors and stairways)	£23.28	£331.09	£9.70
1111 - Classroom	Teaching Area:General	£16.83	£318.84	£5.61
1112 - Classroom	Teaching Area:General	£16.85	£319.18	£5.61
1113 - Classroom	Teaching Area:General	£18.96	£359.11	£5.61
1114 - Circulation	Circulation area (corridors and stairways)	£12.75	£181.35	£9.70
1115 - Office	Cellular Office Area	£10.88	£167.88	£7.89
1116 - Classroom	Teaching Area:General	£20.51	£388.45	£5.61
1117 - Office	Cellular Office Area	£5.18	£79.92	£7.89
1117 - Teaching Storage	Storage Area/Cupboard	£6.13	£44.28	£4.37
1118 - Photocopy	Cellular Office Area	£2.81	£43.39	£7.89
1119 - Stairs	Circulation area (corridors and stairways)	£12.66	£180.00	£9.70
1120 - Store	Storage Area/Cupboard	£0.86	£19.58	£4.61
1121 - Art Room 1	Teaching Area:ICT Rich Classroom	£76.96	£1,268.92	£13.83
1121 - WC	Toilet	£4.04	£80.37	£10.56
1122 - Store	Storage Area/Cupboard	£1.42	£32.47	£4.61
1122 - WC	Toilet	£3.84	£76.57	£10.56
1123 - Corridor	Circulation area (corridors and stairways)	£15.56	£221.21	£9.70

Space	Activity	Cost for Month	Cost Year to Month	Cost Year to Month per m2
1124 - Kiln Room	Teaching Area:Workshop	£8.06	£119.32	£8.70
1125 - Art Room	Teaching Area:ICT Rich Classroom	£9.75	£137.40	£9.96
1126 - Art Room	Teaching Area:ICT Rich Classroom	£9.52	£134.21	£9.96
1127 - Accessible WC	Toilet	£2.33	£51.12	£9.56
1128 - Toilets	Toilet	£4.96	£108.94	£9.56
1129 - Art Room 2	Teaching Area:ICT Rich Classroom	£76.56	£1,262.28	£13.83
1130 - Store	Storage Area/Cupboard	£0.94	£21.46	£4.61
1131 - Corridor	Circulation area (corridors and stairways)	£21.99	£312.67	£9.70
1132 - Art Room 3	Teaching Area:ICT Rich Classroom	£75.72	£1,248.44	£13.83
1133 - Store	Storage Area/Cupboard	£1.36	£31.18	£4.61
1137 - Stairs/Lobby	Circulation area (corridors and stairways)	£28.56	£406.06	£9.70
1138 - Ancillary	Storage Area/Cupboard	£2.12	£15.34	£4.37
1138 - Lift	Lifts	£4.19	£53.05	£15.11
1186 - Staircase	Circulation area (corridors and stairways)	£18.39	£261.46	£9.70
2000 Lift	Lifts	£4.49	£56.83	£15.11
2001 - WC	Toilet	£6.72	£133.92	£10.56
2002 - Classroom	Teaching Area:General	£12.63	£239.26	£5.61
2002 - General Teaching	Teaching Area:General	£31.51	£239.14	£5.23
2002a - Store	Storage Area/Cupboard	£0.24	£5.39	£4.61
2002b - Store	Storage Area/Cupboard	£0.23	£5.20	£4.61
2003 - Classroom	Teaching Area:General	£13.57	£257.09	£5.61
2003 - General Teaching	Teaching Area:General	£33.49	£254.16	£5.23
2003a - Store	Storage Area/Cupboard	£0.47	£10.82	£4.61
2004 - Store	Storage Area/Cupboard	£1.45	£33.07	£4.61
2004 - Teaching Storage	Storage Area/Cupboard	£4.95	£35.76	£4.37
2005 - Classroom	Teaching Area:General	£13.52	£256.20	£5.61
2005 - General Teaching	Teaching Area:General	£33.21	£252.07	£5.23
2006 - Teaching Storage	Storage Area/Cupboard	£1.09	£7.87	£4.37
2007 - Classroom	Teaching Area:General	£12.73	£241.17	£5.61
2007 - General Teaching	Teaching Area:General	£31.76	£241.08	£5.23
2007a - Store	Storage Area/Cupboard	£1.04	£23.67	£4.61
2008 - Corridor	Circulation area (corridors and stairways)	£28.45	£404.51	£9.70
2009 - SEN	Teaching Area:Sensory Room	£7.43	£135.32	£5.91
2010 - WC	Toilet	£7.48	£148.92	£10.56
2011 - SEN	Teaching Area:Sensory Room	£3.78	£68.84	£5.91
2012 - Learning Support	Cellular Office Area	£2.97	£45.76	£7.89
2012 - Staff and Admin. spaces	Cellular Office Area	£5.11	£41.74	£7.20
2013 - Store	Storage Area/Cupboard	£0.27	£6.08	£4.61
2014 - WC	Toilet	£8.12	£161.80	£10.56
2015 - SEN	Teaching Area:Sensory Room	£4.93	£89.88	£5.91
2016 - SEN	Teaching Area:Sensory Room	£14.93	£272.00	£5.91
2017 - SEN	Teaching Area:Sensory Room	£8.54	£155.53	£5.91
2018 - Corridor	Circulation area (corridors and stairways)	£19.74	£280.66	£9.70
2019 - Classroom	Teaching Area:General	£15.53	£294.17	£5.61
2020 - IT	Teaching Area:High Density IT Suite	£22.56	£317.85	£9.96
2021 - Store	Storage Area/Cupboard	£0.59	£13.59	£4.61
2022 - Classroom	Teaching Area:General	£11.99	£227.14	£5.61
2023 - Circulation	Circulation area (corridors and stairways)	£12.08	£171.75	£9.70

Space	Activity	Cost for Month	Cost Year to Month	Cost Year to Month per m2
2024 - Office	Cellular Office Area	£6.63	£102.24	£7.89
2025 - Corridor	Circulation area (corridors and stairways)	£34.22	£486.65	£9.70
2026 - Classroom	Teaching Area:General	£19.09	£361.64	£5.61
2027 - House Keeping	Storage Area/Cupboard	£2.83	£64.71	£4.61
2028 - Store	Storage Area/Cupboard	£0.31	£7.05	£4.61
2029 - Store	Storage Area/Cupboard	£4.00	£91.38	£4.61
2030 - Classroom	Teaching Area:General	£17.18	£325.41	£5.61
2030 - IT	Teaching Area:High Density IT Suite	£61.27	£521.11	£8.98
2031 - Office	Cellular Office Area	£6.35	£97.90	£7.89
2032 - Circulation	Circulation area (corridors and stairways)	£11.83	£168.16	£9.70
2033 - Classroom	Teaching Area:General	£17.82	£337.58	£5.61
2034 - Office	Cellular Office Area	£6.08	£93.80	£7.89
2035 - Laboratory	Teaching Area:Laboratory	£63.61	£887.23	£10.28
2036 - Preparation Room	Teaching Area:Laboratory	£17.54	£244.61	£10.28
2036 - Staff and Admin. spaces	Cellular Office Area	£20.97	£171.20	£7.20
2037 - Corridor	Circulation area (corridors and stairways)	£24.03	£341.66	£9.70
2038 - Laboratory	Teaching Area:Laboratory	£59.11	£824.51	£10.28
2039 - Store	Storage Area/Cupboard	£1.14	£26.07	£4.61
2040 - Laboratory	Teaching Area:Laboratory	£65.62	£915.41	£10.28
2041 - Store	Storage Area/Cupboard	£1.59	£36.25	£4.61
2041a Office	Cellular Office Area	£2.76	£42.60	£7.89
2042 - Stairs	Circulation area (corridors and stairways)	£12.11	£172.14	£9.70
2043 - Preparation Room	Teaching Area:Laboratory	£25.21	£351.64	£10.28
2043 - Staff and Admin. spaces	Cellular Office Area	£30.15	£246.12	£7.20
2044 - Teaching Storage	Storage Area/Cupboard	£2.63	£19.02	£4.37
2045 - Science Office	Cellular Office Area	£10.52	£162.28	£7.89
2046 - Laboratory	Teaching Area:Laboratory	£63.87	£890.94	£10.28
2047 - Corridor	Circulation area (corridors and stairways)	£34.52	£490.92	£9.70
2047a - Counselling Room	Consulting/treatment room	£1.87	£32.07	£6.48
2048 - Store	Storage Area/Cupboard	£0.76	£17.32	£4.61
2049 - Laboratory	Teaching Area:Laboratory	£69.18	£964.97	£10.28
2050 - Laboratory	Teaching Area:Laboratory	£64.87	£904.82	£10.28
2051 - Corridor	Circulation area (corridors and stairways)	£25.36	£360.67	£9.70
2052 - Chemical Store	Storage Area/Cupboard	£5.25	£119.94	£4.61
2053 - Office	Cellular Office Area	£7.89	£121.73	£7.89
2054 - Laboratory	Teaching Area:Laboratory	£27.27	£380.43	£10.28
2055 - Laboratory	Teaching Area:Laboratory	£74.23	£1,035.40	£10.28
2056 - Laboratory	Teaching Area:Laboratory	£65.04	£907.28	£10.28
2057 - Store	Storage Area/Cupboard	£0.87	£19.99	£4.61
2058 - Corridor	Circulation area (corridors and stairways)	£22.74	£323.33	£9.70
2059 - General Teaching	Teaching Area:General	£28.23	£214.23	£5.23
2059 - IT	Teaching Area:High Density IT Suite	£28.94	£407.82	£9.96
2060 - Classroom	Teaching Area:General	£11.73	£222.21	£5.61
2061 - Plant	Light Plant Room	£0.58	£13.01	£4.66
2062 - Common Room	Lounges	£39.17	£303.99	£5.72
2062 - Meeting Room	Meeting Room	£18.58	£328.10	£6.18
2063 - Study	Teaching Area:Learning Resource Centre	£24.86	£383.57	£7.89
2064 - Corridor	Circulation area (corridors and stairways)	£34.69	£493.24	£9.70

Space	Activity	Cost for Month	Cost Year to Month	Cost Year to Month per m2
2065 - Store	Storage Area/Cupboard	£0.60	£13.68	£4.61
2066 - Office	Cellular Office Area	£4.89	£75.50	£7.89
2066 - Staff and Admin. spaces	Cellular Office Area	£20.95	£171.06	£7.20
2066a - Office	Cellular Office Area	£3.60	£55.62	£7.89
2067 - Office	Cellular Office Area	£12.18	£187.92	£7.89
2068 - Common Room	Lounges	£42.59	£330.55	£5.72
2068 - Meeting Room	Lounges	£20.20	£356.77	£6.18
2069 - Store	Storage Area/Cupboard	£0.32	£7.42	£4.61
2070 - WC	Toilet	£12.53	£249.46	£10.56
2071 - WC	Toilet	£8.95	£178.17	£10.56
2072 - Common Room	Lounges	£44.32	£343.95	£5.72
2072 - Meeting Room	Meeting Room	£21.02	£371.23	£6.18
2072 - Teaching Storage	Storage Area/Cupboard	£3.00	£21.64	£4.37
2073 - Common Room	Lounges	£7.14	£126.05	£6.18
2074 - SEN	Teaching Area:Sensory Room	£2.03	£36.93	£5.91
2075 - SEN	Teaching Area:Sensory Room	£0.89	£16.25	£5.91
2076 - SEN Classroom	Teaching Area:Sensory Room	£1.97	£15.11	£5.49
2114 - Stairs	Circulation area (corridors and stairways)	£10.28	£146.15	£9.70
2119 - Stairs	Circulation area (corridors and stairways)	£13.82	£196.48	£9.70
2137 - Stairs/Lobby	Circulation area (corridors and stairways)	£17.53	£249.34	£9.70
2138 - Ancillary	Storage Area/Cupboard	£2.12	£15.34	£4.37
2138 - Lift	Lifts	£4.19	£53.05	£15.11
2194 - Stairs	Circulation area (corridors and stairways)	£17.40	£247.49	£9.70
3000 Lift	Lifts	£4.49	£56.83	£15.11
3001 - Circulation	Circulation area (corridors and stairways)	£11.32	£95.84	£8.75
3001 - Office	Cellular Office Area	£5.60	£86.39	£7.89
3002 - Classroom	Teaching Area:General	£13.40	£253.90	£5.61
3002a - Store	Storage Area/Cupboard	£0.23	£5.30	£4.61
3002b - Store	Storage Area/Cupboard	£0.23	£5.30	£4.61
3003 - Teaching Storage	Storage Area/Cupboard	£1.05	£7.56	£4.37
3004 - Classroom	Teaching Area:General	£14.38	£272.41	£5.61
3004a - Store	Storage Area/Cupboard	£0.23	£5.30	£4.61
3004b - Store	Storage Area/Cupboard	£0.23	£5.30	£4.61
3005 - Boiler/Plant	Light Plant Room	£4.97	£36.02	£4.42
3005 - Office	Cellular Office Area	£4.17	£64.30	£7.89
3006 - Classroom	Teaching Area:General	£14.22	£269.38	£5.61
3006a - Store	Storage Area/Cupboard	£0.24	£5.39	£4.61
3006b - Store	Storage Area/Cupboard	£0.23	£5.20	£4.61
3006c Lobby	Circulation area (corridors and stairways)	£1.45	£20.66	£9.70
3007 - Teaching Storage	Storage Area/Cupboard	£0.34	£7.88	£4.61
3008 - Classroom	Teaching Area:General	£13.57	£257.09	£5.61
3008a - Store	Storage Area/Cupboard	£0.47	£10.82	£4.61
3023 - Stairs	Circulation area (corridors and stairways)	£11.44	£162.64	£9.70
3042 - Stairs	Circulation area (corridors and stairways)	£12.11	£172.14	£9.70
B001 - Boiler Room	Light Plant Room	£13.85	£312.35	£4.66
Cupboard - Storage Area/Cupboard	Storage Area/Cupboard	£0.54	£12.25	£4.61
EXT - External Space	External Space	£5.47	£58.01	£0.29



Space	Activity	Cost for Month	Cost Year to Month	Cost Year to Month per m2
G000 Lift	Lifts	£5.74	£72.69	£15.11
G001 - Art	Teaching Area:ICT Rich Classroom	£91.80	£780.76	£8.98
G001 - Science Laboratory	Teaching Area:Laboratory	£64.08	£893.81	£10.28
G002 - Preparation Room	Cellular Office Area	£5.97	£92.07	£7.89
G002 - Teaching Storage	Storage Area/Cupboard	£7.06	£51.01	£4.37
G003 - Teaching Storage	Storage Area/Cupboard	£5.04	£36.41	£4.37
G004 - Art	Teaching Area:ICT Rich Classroom	£87.94	£747.89	£8.98
G004 - Science Laboratory	Teaching Area:Laboratory	£61.38	£856.18	£10.28
G005 - Corridor	Circulation area (corridors and stairways)	£38.69	£550.17	£9.70
G006 - Stairs/Lobby	Circulation area (corridors and stairways)	£7.26	£103.19	£9.70
G007 - Store	Storage Area/Cupboard	£0.51	£11.75	£4.61
G008 - WC	Toilet	£13.62	£271.33	£10.56
G009 - Store	Storage Area/Cupboard	£0.35	£8.01	£4.61
G010 - Art	Teaching Area:ICT Rich Classroom	£57.22	£486.62	£8.98
G010 - Classroom	Teaching Area:General	£16.04	£303.87	£5.61
G011 - Art	Teaching Area:ICT Rich Classroom	£93.10	£791.81	£8.98
G011 - Laboratory	Teaching Area:Laboratory	£64.98	£906.46	£10.28
G012 - Lobby	Circulation area (corridors and stairways)	£2.16	£30.65	£9.70
G013 - Preparation Room	Cellular Office Area	£4.36	£67.29	£7.89
G013 - Staff and Admin. spaces	Cellular Office Area	£7.52	£61.39	£7.20
G014 - Classroom	Teaching Area:General	£11.25	£213.12	£5.61
G015 - WC	Toilet	£13.58	£270.38	£10.56
G016 - Lobby	Circulation area (corridors and stairways)	£1.94	£27.54	£9.70
G017 - Head Teacher Office	Cellular Office Area	£17.08	£263.50	£7.89
G018 - WC	Toilet	£1.70	£33.90	£10.56
G019 - WC	Toilet	£5.90	£117.55	£10.56
G020 - Corridor	Circulation area (corridors and stairways)	£14.57	£207.15	£9.70
G021 - Store	Storage Area/Cupboard	£0.18	£4.19	£4.61
G022 - WC	Toilet	£5.44	£108.26	£10.56
G023 - Stairs	Circulation area (corridors and stairways)	£3.87	£54.99	£9.70
G024 - Office	Cellular Office Area	£10.13	£156.28	£7.89
G025 - Corridor	Circulation area (corridors and stairways)	£10.56	£150.22	£9.70
G026 - Classroom	Teaching Area:General	£15.97	£302.58	£5.61
G027 - Office	Cellular Office Area	£7.62	£117.55	£7.89
G028 - Store	Storage Area/Cupboard	£0.55	£12.67	£4.61
G029 - Store	Storage Area/Cupboard	£0.58	£13.36	£4.61
G030 - Store	Storage Area/Cupboard	£0.27	£6.22	£4.61
G030 - Teaching Storage	Storage Area/Cupboard	£1.25	£9.01	£4.37
G031 - Circulation	Circulation area (corridors and stairways)	£24.07	£203.85	£8.75
G032 - Office	Cellular Office Area	£10.54	£162.60	£7.89
G033 - Store	Storage Area/Cupboard	£0.42	£9.49	£4.61
G033 - Teaching Storage	Storage Area/Cupboard	£0.82	£5.90	£4.37
G034 - Circulation	Circulation area (corridors and stairways)	£13.31	£112.74	£8.75
G035 - Circulation	Circulation area (corridors and stairways)	£46.70	£664.12	£9.70
G035 - Staff and Admin. spaces	Cellular Office Area	£9.95	£81.25	£7.20
G036 - Office	Cellular Office Area	£20.98	£323.69	£7.89
G037 - Office	Cellular Office Area	£4.43	£68.32	£7.89
G038 - Office	Cellular Office Area	£4.09	£63.03	£7.89

Space	Activity	Cost for Month	Cost Year to Month	Cost Year to Month per m2
G039 - Office	Cellular Office Area	£5.90	£90.96	£7.89
G040 - Store	Storage Area/Cupboard	£0.24	£5.57	£4.61
G041 - Electric	Storage Area/Cupboard	£1.04	£23.81	£4.61
G042 - Stairs/Lobby	Circulation area (corridors and stairways)	£12.37	£175.92	£9.70
G043 - Office	Cellular Office Area	£1.31	£20.20	£7.89
G043 - Teaching Storage	Storage Area/Cupboard	£0.91	£6.60	£4.37
G044 - Medical	Consulting/treatment room	£4.22	£72.25	£6.48
G044 - Staff and Admin. spaces	Cellular Office Area	£9.83	£80.24	£7.20
G045 - Office	Cellular Office Area	£8.14	£125.60	£7.89
G046 - Circulation	Circulation area (corridors and stairways)	£44.65	£378.03	£8.75
G047 - Hall	Teaching Area:Dry Sports Hall	£125.97	£952.79	£4.91
G048 - Drama	Teaching Area:Studio	£67.53	£481.64	£8.57
G049 - Drama	Teaching Area:Studio	£18.67	£451.76	£8.99
G050 - Drama	Teaching Area:Studio	£19.45	£470.63	£8.99
G051 - Lobby	Circulation area (corridors and stairways)	£7.87	£111.92	£9.70
G052 - Store	Storage Area/Cupboard	£0.70	£15.94	£4.61
G053 - WC	Toilet	£2.14	£42.67	£10.56
G054 - Store	Storage Area/Cupboard	£1.51	£34.50	£4.61
G055 - Duct	Storage Area/Cupboard	£0.17	£3.82	£4.61
G056 - Store	Storage Area/Cupboard	£0.42	£9.53	£4.61
G057 - Store	Storage Area/Cupboard	£0.76	£17.27	£4.61
G058 - Store	Storage Area/Cupboard	£0.70	£16.07	£4.61
G059 - Circulation	Circulation area (corridors and stairways)	£33.84	£286.57	£8.75
G060 - Teaching Storage	Storage Area/Cupboard	£0.27	£1.97	£4.37
G061 - Circulation	Circulation area (corridors and stairways)	£10.36	£87.70	£8.75
G062 - Pupil Changing / Toilets	Toilet	£3.23	£24.17	£9.90
G063 - Pupil Changing / Toilets	Toilet	£9.75	£72.89	£9.90
G064 - Pupil Changing / Toilets	Toilet	£4.90	£36.64	£9.90
G065 - Staff and Admin. spaces	Cellular Office Area	£10.55	£86.14	£7.20
G066 - Circulation	Circulation area (corridors and stairways)	£6.83	£57.86	£8.75
G067 - Music	Teaching Area:Music	£20.60	£175.23	£8.98
G068 - Music	Teaching Area:Music	£60.65	£515.81	£8.98
G069 - Music	Teaching Area:Music	£61.72	£524.88	£8.98
G070 - Music	Teaching Area:Music	£25.23	£214.57	£8.98
G071 - Lobby	Circulation area (corridors and stairways)	£12.40	£176.31	£9.70
G072 - Store	Storage Area/Cupboard	£0.62	£14.14	£4.61
G073 - Office	Cellular Office Area	£3.52	£54.28	£7.89
G074 - Office	Cellular Office Area	£3.14	£48.52	£7.89
G075 - Gymnasium	Teaching Area:Fitness Suite/Gym	£228.72	£3,712.81	£14.55
G076 - Store	Storage Area/Cupboard	£3.14	£71.71	£4.61
G076 - Teaching Storage	Storage Area/Cupboard	£6.97	£50.36	£4.37
G077 - Corridor	Circulation area (corridors and stairways)	£13.61	£193.48	£9.70
G078 - Pupil Changing / Toilets	Toilet	£11.55	£86.36	£9.90
G078 - Store	Storage Area/Cupboard	£3.64	£81.66	£9.36
G079 - Lobby	Circulation area (corridors and stairways)	£3.01	£42.77	£9.70
G080 - Changing Rooms	Changing Area with Shower	£16.21	£344.11	£9.87
G081 - Pupil Changing / Toilets	Changing Area with Shower	£17.33	£127.39	£9.31
G081 - Showers	Changing Area with Shower	£6.36	£135.06	£9.87

Space	Activity	Cost for Month	Cost Year to Month	Cost Year to Month per m2
G082 - Store	Storage Area/Cupboard	£0.62	£14.14	£4.61
G083 - WC	Toilet	£5.10	£101.60	£10.56
G084 - Lobby	Circulation area (corridors and stairways)	£3.37	£47.91	£9.70
G085 - WC	Toilet	£5.33	£106.25	£10.56
G086 - Changing Rooms	Changing Area with Shower	£15.42	£327.43	£9.87
G087 - Store	Storage Area/Cupboard	£0.55	£12.48	£4.61
G088 - Pupil Changing / Toilets	Changing Area with Shower	£16.78	£123.39	£9.31
G088 - Showers	Changing Area with Shower	£6.16	£130.82	£9.87
G089 - Stairs/Landing	Circulation area (corridors and stairways)	£8.34	£118.61	£9.70
G090 - Store	Storage Area/Cupboard	£0.28	£6.36	£4.61
G091 - Lobby	Circulation area (corridors and stairways)	£3.67	£52.18	£9.70
G092 - Teaching Storage	Storage Area/Cupboard	£0.73	£5.29	£4.37
G093 - Classroom	Teaching Area:General	£15.52	£294.00	£5.61
G094 - WC	Toilet	£5.24	£104.35	£10.56
G095 - Office	Cellular Office Area	£4.45	£68.64	£7.89
G096 - Classroom	Teaching Area:General	£15.12	£286.37	£5.61
G097 - Store	Storage Area/Cupboard	£0.40	£9.26	£4.61
G098 - Corridor	Circulation area (corridors and stairways)	£15.51	£220.53	£9.70
G099 - Hall	Teaching Area:Dry Sports Hall	£31.74	£240.09	£4.91
G099 - Meeting Room	Meeting Room	£17.12	£302.33	£6.18
G099a Tea Point	Catering: Kitchenette (small appliances, fridge)	£14.58	£179.46	£35.47
G100 - Classroom	Teaching Area:General	£14.48	£274.37	£5.61
G101 - Corridor	Circulation area (corridors and stairways)	£19.93	£283.47	£9.70
G102 - WC	Toilet	£6.03	£120.08	£10.56
G103 - Ducts	Storage Area/Cupboard	£1.10	£25.06	£4.61
G104 - Electric Store	Storage Area/Cupboard	£0.36	£8.29	£4.61
G105 - Classroom	Teaching Area:General	£15.32	£290.24	£5.61
G106 - Deputy Head	Cellular Office Area	£10.11	£156.05	£7.89
G107 - Classroom	Teaching Area:General	£17.11	£324.17	£5.61
G108 - Store	Storage Area/Cupboard	£0.64	£14.65	£4.61
G109 - Office	Cellular Office Area	£11.50	£177.51	£7.89
G110 - Lobby	Circulation area (corridors and stairways)	£10.00	£142.27	£9.70
G111 - Store	Storage Area/Cupboard	£0.27	£6.22	£4.61
G112 - Office	Cellular Office Area	£11.54	£178.06	£7.89
G113 - WC	Toilet	£8.45	£168.35	£10.56
G114 - Stairs/Landing	Circulation area (corridors and stairways)	£18.02	£256.22	£9.70
G115 - Classroom	Teaching Area:General	£17.97	£340.38	£5.61
G116 - Office	Cellular Office Area	£11.62	£179.32	£7.89
G117 - IT	Teaching Area:High Density IT Suite	£46.07	£649.25	£9.96
G117a - IT	Teaching Area:ICT Rich Classroom	£45.23	£637.39	£9.96
G118 - Lobby	Circulation area (corridors and stairways)	£12.38	£176.02	£9.70
G119 - Stairs	Circulation area (corridors and stairways)	£12.41	£176.50	£9.70
G120 - Store	Storage Area/Cupboard	£0.29	£6.63	£4.61
G121 - Art	Teaching Area:ICT Rich Classroom	£43.96	£373.90	£8.98
G121 - Classroom	Teaching Area:General	£12.33	£233.48	£5.61
G122 - Art	Teaching Area:ICT Rich Classroom	£20.35	£173.07	£8.98
G123 - Canteen	Catering: Eating/drinking area	£115.34	£1,846.45	£7.31
G124 - Store	Storage Area/Cupboard	£0.68	£15.48	£4.61

Space	Activity	Cost for Month	Cost Year to Month	Cost Year to Month per m2
G125 - Kitchen	Catering: Full Kitchen Preparing Hot Meals	£287.49	£3,642.38	£38.43
G126 - Plant	Light Plant Room	£6.31	£142.28	£4.66
G127 - Kitchen	Catering: Kitchenette (small appliances, fridge	£29.03	£266.01	£31.33
G127 - Store	Storage Area/Cupboard	£2.83	£71.95	£8.48
G128 - Kitchen	Catering: Kitchenette (small appliances, fridge	£43.84	£401.68	£31.33
G128 - Store	Storage Area/Cupboard	£4.27	£108.65	£8.48
G129 - Kitchen	Catering: Kitchenette (small appliances, fridge	£11.11	£101.83	£31.33
G129 - Lobby	Circulation area (corridors and stairways)	£2.65	£44.09	£13.57
G130 - Kitchen	Catering: Kitchenette (small appliances, fridge	£4.07	£37.29	£31.33
G130 - Store	Storage Area/Cupboard	£0.40	£10.09	£8.48
G131 - Kitchen	Catering: Kitchenette (small appliances, fridge	£15.11	£138.49	£31.33
G131 - WC	Toilet	£1.92	£42.24	£9.56
G132 - Lobby	Circulation area (corridors and stairways)	£11.78	£167.58	£9.70
G133 - WC	Toilet	£8.85	£176.17	£10.56
G134 - WC	Toilet	£8.34	£166.03	£10.56
G135 - Store	Storage Area/Cupboard	£0.76	£17.32	£4.61
G136 - Pupil Changing / Toilets	Toilet	£7.31	£54.67	£9.90
G136 - Store	Storage Area/Cupboard	£2.30	£51.69	£9.36
G137 - Stairs/Lobby	Circulation area (corridors and stairways)	£9.90	£140.72	£9.70
G138 - Ancillary	Storage Area/Cupboard	£2.02	£14.56	£4.37
G138 - Lift	Lifts	£3.97	£50.33	£15.11
G139 - Lift Motor	Storage Area/Cupboard	£0.76	£17.32	£4.61
G140 - General Teaching	Teaching Area:General	£42.43	£322.00	£5.23
G141 - Store	Storage Area/Cupboard	£0.95	£21.74	£4.61
G142 - Entrance Lobby	Circulation area (corridors and stairways)	£12.51	£177.96	£9.70
G143 - WC	Toilet	£1.43	£28.41	£10.56
G144 - Changing	Changing Area with Shower	£16.82	£357.13	£9.87
G144 - Pupil Changing / Toilets	Changing Area with Shower	£48.60	£357.32	£9.31
G145 - WC	Toilet	£1.72	£34.32	£10.56
G146 - Changing	Changing Area with Shower	£17.72	£376.17	£9.87
G146 - Pupil Changing / Toilets	Changing Area with Shower	£53.67	£394.63	£9.31
G147 - Pupil Changing / Toilets	Toilet	£7.93	£59.33	£9.90
G147 - WC	Toilet	£1.80	£35.91	£10.56
G148 - Ancillary	Storage Area/Cupboard	£1.52	£10.97	£4.37
G148 - Laundry	Storage Area/Cupboard	£1.30	£29.66	£4.61
G149 - PE	Teaching Area:Fitness Suite/Gym	£1,133.93	£9,070.73	£13.35
G149 - Sports Hall	Teaching Area:Dry Sports Hall	£186.21	£3,567.97	£5.25
G150 - Teaching Storage	Storage Area/Cupboard	£12.09	£87.34	£4.37
G151 - Fitness Suite	Teaching Area:Fitness Suite/Gym	£46.72	£758.36	£14.55
G151 - PE	Teaching Area:Fitness Suite/Gym	£52.83	£422.58	£13.35
G152 - Lobby	Circulation area (corridors and stairways)	£15.94	£226.64	£9.70
G153 - WC	Toilet	£1.56	£31.05	£10.56
G154 - Changing	Changing Area with Shower	£3.24	£68.86	£9.87
G155 - Office	Cellular Office Area	£4.41	£68.00	£7.89
G156 - Cupboard	Storage Area/Cupboard	£0.28	£6.49	£4.61
G157 - Dance	Teaching Area:Studio	£74.44	£1,800.92	£8.99
G157 - Drama	Teaching Area:Studio	£268.67	£1,916.18	£8.57
G157a - Store	Storage Area/Cupboard	£4.50	£102.80	£4.61

Space	Activity	Cost for Month	Cost Year to Month	Cost Year to Month per m2
G158 - Lobby	Circulation area (corridors and stairways)	£2.88	£40.93	£9.70
G159 - Changing	Toilet	£14.54	£289.60	£10.56
G160 - WC	Toilet	£3.53	£70.23	£10.56
G161 - Plant	Light Plant Room	£6.19	£139.49	£4.66
G162 - Circulation	Circulation area (corridors and stairways)	£47.12	£398.95	£8.75
G170 - 6th Form Canteen	Catering: Eating/drinking area	£46.70	£886.97	£11.18
G171 - Pupil Entrance	Circulation area (corridors and stairways)	£34.03	£483.93	£9.70
G172 - Reception	Cellular Office Area	£5.83	£89.94	£7.89
G173 - General Admin Office	Cellular Office Area	£14.16	£218.53	£7.89
G174 - Chair Store	Storage Area/Cupboard	£1.75	£40.07	£4.61
G175 - Office	Cellular Office Area	£4.45	£68.64	£7.89
G176 - Principal Office/Admin	Cellular Office Area	£6.70	£103.35	£7.89
G177 - Visitors/Waiting	Circulation area (corridors and stairways)	£16.30	£231.78	£9.70
G178 - Corridor	Circulation area (corridors and stairways)	£8.46	£120.26	£9.70
G179 - Meeting/General Teaching	Teaching Area:General	£19.96	£378.01	£5.61
G180 - Corridor	Circulation area (corridors and stairways)	£17.32	£246.23	£9.70
G181 - Interview Room	Cellular Office Area	£4.29	£66.27	£7.89
G182 - General Teaching	Teaching Area:General	£20.40	£386.43	£5.61
G183 - Junior Hall	Teaching Area:Dry Sports Hall	£69.29	£1,327.68	£5.25
G184 - Corridor	Circulation area (corridors and stairways)	£32.80	£466.48	£9.70
G185 - General Teaching	Teaching Area:General	£16.85	£319.12	£5.61
G186 - Stairs	Circulation area (corridors and stairways)	£18.96	£269.61	£9.70
G187 - General Teaching	Teaching Area:General	£17.05	£323.05	£5.61
G188 - General Teaching	Teaching Area:General	£16.58	£314.08	£5.61
G189 - Stage Area	Stage (theatres and event buildings)	£27.71	£465.12	£6.70
G190 - Store	Storage Area/Cupboard	£2.44	£55.73	£4.61
G191 - Props	Storage Area/Cupboard	£1.55	£35.47	£4.61
G192 - Cleaner	Storage Area/Cupboard	£0.67	£16.95	£8.48
G193 - Corridor	Circulation area (corridors and stairways)	£33.03	£469.68	£9.70
G194 - General Teaching/Music	Teaching Area:General	£20.64	£390.91	£5.61
G195 - Music Classroom	Teaching Area:Music	£46.46	£654.63	£9.96
G196 - Accessible W.C	Toilet	£1.52	£33.45	£9.56
G197 - Music Store	Storage Area/Cupboard	£1.69	£38.69	£4.61
G198 - Practice	Teaching Area:Music	£6.01	£84.69	£9.96
G199 - Practice	Teaching Area:Music	£6.29	£88.68	£9.96
G200 - Practice	Teaching Area:Music	£13.15	£185.33	£9.96
G201 - Recording Studio	Teaching Area:Studio	£5.09	£123.14	£8.99
G202 - Corridor	Circulation area (corridors and stairways)	£23.62	£335.84	£9.70
G203 - Music Classroom	Teaching Area:Music	£46.39	£653.63	£9.96
G204 - Music Office	Cellular Office Area	£5.93	£91.51	£7.89
G205 - Store	Storage Area/Cupboard	£1.41	£32.24	£4.61
G206 - Store	Storage Area/Cupboard	£1.41	£32.24	£4.61
G207 - Corridor	Circulation area (corridors and stairways)	£25.18	£358.05	£9.70
G208 - Female Staff/Visitors WC	Toilet	£4.40	£96.52	£9.56
G209 - Male Staff/Visitors WC	Toilet	£3.91	£85.72	£9.56
G210 - Accessible WC	Toilet	£1.56	£34.21	£9.56
G211 - Boiler House & Electrical	Light Plant Room	£11.27	£254.08	£4.66
G212 - Gas Meter	Light Plant Room	£1.67	£37.72	£4.66

Space	Activity	Cost for Month	Cost Year to Month	Cost Year to Month per m2
G212a Sports Store	Storage Area/Cupboard	£3.10	£70.89	£4.61
G213 - Reception Lobby	Circulation area (corridors and stairways)	£23.86	£339.24	£9.70
G214 - Office	Cellular Office Area	£5.41	£83.55	£7.89
G215 - Store	Storage Area/Cupboard	£0.35	£7.92	£4.61
G216 - Male WC	Toilet	£5.90	£129.39	£9.56
G217 - Female WC	Toilet	£5.77	£126.62	£9.56
G218 - Lounge	Lounges	£26.13	£461.50	£6.18
G219 - Store	Storage Area/Cupboard	£2.40	£54.81	£4.61
G220 - Café	Catering: Snack Bar with Chilled Cabinets	£20.27	£251.76	£33.66
G221 - Office	Cellular Office Area	£6.33	£97.75	£7.89
G222 - Store	Storage Area/Cupboard	£0.47	£10.64	£4.61
G223 - Hall	Teaching Area:Dry Sports Hall	£25.36	£486.01	£5.25
G224 - Garage	External Space	£4.38	£46.41	£1.16
G225 - Classroom	Teaching Area:General	£8.07	£152.89	£5.61
G226 - Office	Cellular Office Area	£6.58	£101.53	£7.89
G227 - Store	Storage Area/Cupboard	£0.56	£12.80	£4.61
G228 - Admin	Cellular Office Area	£2.85	£44.02	£7.89
G229 - Boiler Room	Light Plant Room	£1.71	£38.60	£4.66
G230 - Meters	Light Plant Room	£0.33	£7.37	£4.66
<b>Total</b>		<b>£11,599.50</b>	<b>£149,404.60</b>	